

Metolius



2013.5

Dealer Workbook



Contact™ Training Board - Page 49



Dirt Bag II™ Page 24



Speedster™ Rope Bag Page 24



Ropemaster HC™ (High Capacity) Page 24



Gatekeeper Belay Biner Page 9



Bravo Wire-Gate Carabiner Page 9



Bravo Quickdraw Page 10



HDG Rap Hanger (Hot Dipped Galvanized) Page 8



Chalk Pod Page 23



Bop Chalk Bag Page 23



M-16 Bouldering Brush 50 pack Page 31

Cams 2

Master Cam
Ultralight Offset TCU
Ultralight TCU
Ultralight Power Cam
Supercam
Ultralight Fat Cam
Cam Lube

Passive Protection 6

Ultralight Curve Nut
Curve Hex
Alpine Curve Hex
Astro Nut

Nut Tools 7

Bolt Hangers 8

Belay Rappel Device (BRD) 8

Carabiners 9

Quickdraws 10

Gloves 12

Harnesses 13

Personal Anchor System 22 (PAS 22) 16

Slings 16

Aiders & Daisy Chain 18

Gear Slings 20

Monster Climbing Ropes and Cord 21

Chalk Bags & Accessories 23

Rope Bags 24

Packs and Bags 25

Haul Packs 26

Haul Bags 27

Bomb Shelter Portaledges 28

Waste Case 28

Crash Pads 29

Bouldering Accessories 31

Chalk 32

T-shirts 33

Clothing 33

Accessories 34

Climbing Holds 34

Packaged Sets
Bulk Hold Sets
Bolt-On Holds
Inside-Out Holds
Screw-On Holds
Wood Grips

Training Boards and Campus Rungs 48

GripSaver Plus 49

Climbing Wall Accessories 49

Promotional Materials 50

Specifications 51

Sales Representatives 56



Metolius climbing equipment was born out of our passion for the sport of rock climbing. We are a unique collection of climbers from around the globe who first came together in the early eighties to push our personal limits at Smith Rock. We shared a common devotion to climbing rock, whether it was hard, gymnastic free climbing and bouldering or exploring the mountains and big walls. Unwilling to punch the corporate clock, we decided to design and build our own equipment, much of which was unavailable at the time. Metolius grew from a tiny garage near the headwaters of the Metolius River, into a brand name that has become synonymous with quality, safety and design excellence. Twenty-five years later, we are still totally committed to the climbing lifestyle – making the best equipment we possibly can, educating other climbers about access and safety issues, and preserving the environment in which we live and play.

Limited Warranty:

Metolius Climbing products are warranted to the original retail purchaser to be free from defects in materials and workmanship for a period of one year and will be replaced without charge, if after inspection by us, no misuse or alteration is disclosed. Metolius Climbing makes no other warranty expressed or implied.

WARNING:

- These products are for rock climbing and mountaineering only.
- Climbing and mountaineering are inherently dangerous.
- You are responsible for your own actions and decisions.
- Specialized knowledge and training are required of these products.
- You are responsible for knowing and respecting this products capabilities and limitations.
- We strongly recommend that every climber seek instruction by a qualified professional.
- Always know the maintenance and use history of your equipment and destroy retired gear to prevent future use.
- The use of secondhand equipment is strongly discouraged.
- Failure to follow these warnings can result in severe injury or death.

Metolius Climbing

63189 Nels Anderson Rd.
Bend, OR 97701 USA
Tel: (541) 382-7585
Fax: (541) 382-8531
Email: info@metoliusclimbing.com
Website: www.metoliusclimbing.com



Master Cam™

- A flexible, single-stem unit with an ultra-narrow head-width
- Molded thumb piece
- 13 mm (0.51") Monster Sling webbing
- Range Finder tells you at a glance if you've chosen the right size cam for the placement
- Optimized cam angle for increased holding power
- Machined cam stops
- Color-coded sewn slings and tubing
- CNC machined for much greater precision than stamped or extruded cams
- 7075-T6 aluminum
- Sizes #00-6
- CE/UIAA certified
- Hand built, inspected and individually proof tested in Bend Oregon

size	color	range		strength		weight	
*00	grey	0.34 - 0.47"	8.5 - 12.0 mm	5 kN	1100 lbf	2.2 oz.	62 g
*0	purple	0.39 - 0.59"	10.0 - 15.0 mm	5 kN	1100 lbf	2.3 oz.	65 g
*1	blue	0.49 - 0.71"	12.5 - 18.0 mm	8 kN	1800 lbf	2.4 oz.	68 g
2	yellow	0.62 - 0.89"	15.5 - 22.5 mm	10 kN	2250 lbf	2.5 oz.	70 g
3	orange	0.74 - 1.04"	18.5 - 26.5 mm	10 kN	2250 lbf	2.9 oz.	82 g
4	red	0.93 - 1.32"	23.5 - 33.5 mm	10 kN	2250 lbf	3.2 oz.	90 g
5	black	1.01 - 1.56"	28.0 - 39.5 mm	10 kN	2250 lbf	3.5 oz.	98 g
6	green	1.28 - 1.89"	32.5 - 48.0 mm	10 kN	2250 lbf	3.9 oz.	110 g

*Range Finder color indicator only applies to sizes #2-6

Offset Master Cam™

- Offsets are composed of two small lobes and two larger lobes to fit flared placements and pin scars
- 6 Sizes: #00/0-#4/5

size	color	range		strength		weight	
*00/0	grey/purple	0.34 - 0.52"	8.6 - 13.2 mm	5 kN	1100 lbf	2.2 oz.	62 g
*0/1	purple/blue	0.44 - 0.65"	11.1 - 16.5 mm	5 kN	1100 lbf	2.3 oz.	65 g
*1/2	blue/yellow	0.57 - 0.80"	14.4 - 20.3 mm	8 kN	1800 lbf	2.4 oz.	68 g
2/3	yellow/orange	0.67 - 0.97"	17.0 - 24.6 mm	10 kN	2250 lbf	2.7 oz.	76 g
3/4	orange/red	0.85 - 1.19"	21.5 - 30.2 mm	10 kN	2250 lbf	3.0 oz.	85 g
4/5	red/black	1.09 - 1.56"	28.0 - 39.5 mm	10 kN	2250 lbf	3.3 oz.	93 g

*Range Finder color indicator only applies to sizes #2/3-4/5



Ultralight TCU™

- The world's best-selling mini cam
- Narrow head width for the most placement options
- Direct Axle Technology™ (DAT™) makes Ultralight TCUs the lightest cams in the world!
- DAT allows for more placement options in shallow, narrow, or bottoming placements
- DAT makes tricky placements easier due to better cam lobe visibility, especially in the small sizes
- 13 mm (0.51") Monster Sling webbing
- Range Finder tells you at a glance if you've chosen the right size cam for the placement
- Optimized cam angle for increased holding power
- Wider cam faces for more grip
- U-shaped body for greater durability and unparalleled control during placement and retraction
- Machined cam stops
- Color-coded sewn slings and tubing
- CNC machined for much greater precision than stamped or extruded cams
- 7075-T6 aluminum
- CE/UIAA certified
- Hand built, inspected and individually proof tested in Bend Oregon

Ultralight TCU Packaged Set

- Two pre-packaged sets: our best-selling sizes (#1-4 Free Set) or all 6 TCUs
- Recyclable packaging
- Includes free Metolius Cam Lube



**TCU Free Set
#1-4**



**TCU Set
#00-4**

size	color	range		strength		weight	
*00	gray	0.34 - 0.47"	8.5 - 12.0 mm	5 kN	1100 lbf	1.4 oz.	41 g
*0	purple	0.39 - 0.59"	10.0 - 15.0 mm	5 kN	1100 lbf	1.5 oz.	43 g
*1	blue	0.49 - 0.71"	12.5 - 18.0 mm	8 kN	1800 lbf	1.8 oz.	50 g
2	yellow	0.62 - 0.89"	15.5 - 22.5 mm	10 kN	2250 lbf	2.0 oz.	57 g
3	orange	0.74 - 1.04"	18.5 - 26.5 mm	10 kN	2250 lbf	2.1 oz.	59 g
4	red	0.93 - 1.32"	23.5 - 33.5 mm	10 kN	2250 lbf	2.4 oz.	68 g

*Range Finder color indicator only applies to sizes #2-4

Ultralight Offset TCU™

- Tried-and-true TCUs with offset cam lobes to fit tricky flaring cracks and pin scars
- Offsets are composed of two small lobes and one larger lobe
- 5 sizes: #00/0-3/4

size	color	range		strength		weight	
*00/0	gray/purple	0.34 - 0.52"	8.6 - 13.2 mm	5 kN	1100 lbf	1.6 oz.	45 g
*0/1	purple/blue	0.44 - 0.65"	11.1 - 16.5 mm	5 kN	1100 lbf	1.7 oz.	47 g
*1/2	blue/yellow	0.57 - 0.80"	14.4 - 20.3 mm	8 kN	1800 lbf	1.8 oz.	52 g
2/3	yellow/orange	0.67 - 0.97"	17.0 - 24.6 mm	10 kN	2250 lbf	2.0 oz.	59 g
3/4	orange/red	0.85 - 1.19"	21.5 - 30.2 mm	10 kN	2250 lbf	2.2 oz.	63 g

*Range Finder color indicator only applies to sizes #2/3 - 3/4



Ultralight Power Cam™

- Direct Axle Technology™ (DAT™) makes Ultralight Power Cams the lightest 4-cam units in the world!
- DAT allows for more placement options in shallow, narrow, or bottoming placements
- DAT makes tricky placements easier due to better cam lobe visibility, especially in the small sizes
- 13 mm (0.51") Monster Sling webbing
- Range Finder tells you at a glance if you've chosen the right size cam for the placement
- Optimized cam angle for increased holding power
- Wider cam faces for more grip
- U-shaped body for greater durability and unparalleled control during placement and retraction
- Machined cam stops
- Color-coded sewn slings and tubing
- CNC machined for much greater precision than stamped or extruded cams
- 7075-T6 aluminum (sizes #00-6) 6061-T6 aluminum (sizes #7-8)
- CE/UIAA certified
- Hand built, inspected and individually proof tested in Bend Oregon

Ultralight Power Cam Packaged Set

- Pre-packaged set of 4 Power Cams
- Recyclable packaging
- Includes free Metolius Cam Lube
- Available as a set of #1-4 or #5-8



Power Cam Power Pack #1-4



Power Cam Power Pack #5-8

size	color	range		strength		weight	
*00	grey	0.34 - 0.47"	8.5 - 12.0 mm	5 kN	1100 lbf	1.6 oz.	45 g
*0	purple	0.39 - 0.59"	10.0 - 15.0 mm	5 kN	1100 lbf	1.7 oz.	48 g
*1	blue	0.49 - 0.71"	12.5 - 18.0 mm	8 kN	1800 lbf	1.9 oz.	54 g
2	yellow	0.62 - 0.89"	15.5 - 22.5 mm	10 kN	2250 lbf	2.3 oz.	64 g
3	orange	0.74 - 1.04"	18.5 - 26.5 mm	10 kN	2250 lbf	2.4 oz.	68 g
4	red	0.93 - 1.32"	23.5 - 33.5 mm	10 kN	2250 lbf	2.7 oz.	77 g
5	black	1.01 - 1.56"	28.0 - 39.5 mm	10 kN	2250 lbf	3.0 oz.	86 g
6	green	1.28 - 1.89"	32.5 - 48.0 mm	10 kN	2250 lbf	3.5 oz.	98 g
7	light blue	1.57 - 2.26"	40.0 - 57.5 mm	10 kN	2250 lbf	4.5 oz.	127 g
8	light purple	1.91 - 2.81"	48.5 - 71.5 mm	10 kN	2250 lbf	5.3 oz.	150 g

*Range Finder color indicator only applies to sizes #2-8



Supercam™

- A better design for medium and large cams (1½" and up)
- More stable than symmetric cams of the same size
- Asymmetric cam lobes give almost twice the range of conventional cams
- Kevlar trigger material is light, strong and field maintainable
- Radical new spring technology gives precise, equally-tensioned trigger pull throughout the entire range
- Range Finder tells you at a glance if you've chosen the right size cam for the placement
- Optimized cam angle for increased holding power
- Wider cam faces for more grip
- U-shaped body for greater durability and unparalleled control during placement and retraction
- Machined cam stops
- ¾" (19 mm) tubular nylon webbing
- Color-coded sewn slings and tubing
- CNC machined for much greater precision than stamped or extruded cams
- 6061-T6 aluminum
- CE/UIAA certified
- Hand built, inspected and individually proof tested in Bend Oregon

size	color	range		strength		weight	
small	grey	1.65 - 2.50"	42.0 - 63.4 mm	12 kN	2700 lbf	6.5 oz.	184 g
medium	maroon	2.07 - 3.60"	52.5 - 91.5 mm	12 kN	2700 lbf	9.0 oz.	255 g
large	dark blue	2.62 - 4.67"	66.5 - 118.5 mm	12 kN	2700 lbf	11.0 oz.	312 g



Ultralight Fat Cam™

- The world's only soft-rock specific cam!
- Direct Axle Technology™ (DAT™) makes Ultralight Fat Cams up to 20% lighter!
- DAT allows for more placement options in shallow, narrow, or bottoming placements
- DAT makes tricky placements easier due to better cam lobe visibility, especially in the small sizes
- 13 mm (0.51") Monster Sling webbing
- Optimized cam angle for increased holding power
- Widest cam faces available for maximum grip
- U-shaped body for greater durability and unparalleled control during placement and retraction
- Machined cam stops
- Range Finder tells you at a glance if you've chosen the right size cam for the placement
- Color-coded sewn slings and tubing
- CNC machined for much greater precision than stamped or extruded cams
- 6061-T6 aluminum
- Hand built, inspected and individually proof tested in Bend Oregon

size	color	range		strength		weight	
2	yellow	0.62 - 0.89"	15.5 - 22.5 mm	10 kN	2250 lbf	2.5 oz.	72 g
3	orange	0.74 - 1.04"	18.5 - 26.5 mm	10 kN	2250 lbf	2.6 oz.	75 g
4	red	0.93 - 1.32"	23.5 - 33.5 mm	10 kN	2250 lbf	3.0 oz.	84 g
5	black	1.01 - 1.56"	28.0 - 39.5 mm	10 kN	2250 lbf	3.5 oz.	98 g
6	green	1.28 - 1.89"	32.5 - 48.0 mm	10 kN	2250 lbf	3.9 oz.	111 g
7	light blue	1.57 - 2.26"	40.5 - 57.5 mm	10 kN	2250 lbf	4.8 oz.	136 g
8	light purple	1.91 - 2.81"	48.5 - 71.5 mm	10 kN	2250 lbf	5.4 oz.	154 g

*Range Finder color indicator only applies to sizes #3-8



Cam Lube

- Patented, wax formula
- Gives your cams ultra-smooth performance
- Seals out dirt and moisture
- Goes on wet, sets up dry
- Self-cleaning action reduces wear by shedding dirt
- 60 ml (2 fl. oz.)
- Available individually or in case of 12



**Curve Nut Set
#1-10**

Ultralight Curve Nut™

- By attaching the cable directly to the nut and eliminating the swage we have made these 30% lighter than the competition
- Anodized heads and collars are color-coded to match our cam colors
- Combines the stability of 3-point contact with the ease of a straight-sided taper
- CNC technology for optimized shape
- Side-to-side curve for greater stability in flaring placements
- Straight-sided taper makes it easy to judge placement quality
- 7075-T6 aluminum (sizes #1-5) 6061-T6 aluminum (sizes #6-10)
- CE/UIAA certified
- Hand built, inspected and individually proof tested in Bend Oregon

Ultralight Curve Nut Packaged Set

- Pre-packaged set of all 10 Curve Nuts
- Recyclable packaging
- Includes comprehensive instructions on use, care and maintenance

size	color	dimensions*		strength		weight	
1	blue	0.36 - 0.52"	9.1 - 13.2 mm	7 kN	1575 lbf	0.7 oz.	19 g
2	yellow	0.40 - 0.54"	10.2 - 13.7 mm	7 kN	1575 lbf	0.7 oz.	19 g
3	orange	0.45 - 0.56"	11.4 - 14.2 mm	7 kN	1575 lbf	0.7 oz.	19 g
4	red	0.50 - 0.63"	12.7 - 16.0 mm	7 kN	1575 lbf	0.8 oz.	22 g
5	black	0.56 - 0.70"	14.2 - 17.8 mm	7 kN	1575 lbf	0.8 oz.	22 g
6	green	0.63 - 0.78"	16.0 - 19.8 mm	10 kN	2250 lbf	1.2 oz.	34 g
7	light blue	0.70 - 0.88"	17.8 - 22.4 mm	10 kN	2250 lbf	1.3 oz.	36 g
8	light purple	0.79 - 0.98"	20.1 - 24.9 mm	10 kN	2250 lbf	1.5 oz.	42 g
9	maroon	0.88 - 1.10"	22.4 - 27.9 mm	10 kN	2250 lbf	1.6 oz.	45 g
10	dark blue	0.98 - 1.20"	24.9 - 30.5 mm	10 kN	2250 lbf	1.9 oz.	53 g

*Dimensions are depth and width at the top (widest part) of the nut.

Astro Nut™

- The same revolutionary concept as Curve Nuts with the addition of a transverse taper
- Awesome in flares and pin scars
- Silicon Bronze for maximum bite and strength
- Color-coded, anodized collars make identification easy

Astro Nut Sets

- Pre-packaged sets of 5 Astro Nuts
- Includes comprehensive instructions on use, care and maintenance
- Available as Aid Set #1-5 or Free Set #6-10

size	color	dimensions*		strength		weight	
1	grey	0.12 - 0.24"	3.1 - 6.1 mm	1.4 kN	315 lbf	0.20 oz.	5.7 g
2	blue	0.14 - 0.24"	3.5 - 6.1 mm	1.4 kN	315 lbf	0.21 oz.	6.0 g
3	gold	0.16 - 0.24"	4.1 - 6.1 mm	2.5 kN	550 lbf	0.22 oz.	6.2 g
4	red	0.18 - 0.26"	4.6 - 6.5 mm	2.5 kN	550 lbf	0.23 oz.	6.5 g
5	black	0.21 - 0.29"	5.3 - 7.4 mm	2.5 kN	550 lbf	0.25 oz.	7.0 g
6	grey	0.24 - 0.32"	5.9 - 8.1 mm	6 kN	1350 lbf	0.39 oz.	11.0 g
7	blue	0.27 - 0.37"	6.9 - 9.4 mm	6 kN	1350 lbf	0.49 oz.	13.9 g
8	gold	0.32 - 0.42"	8.1 - 10.6 mm	6 kN	1350 lbf	0.56 oz.	16.2 g
9	red	0.37 - 0.49"	9.4 - 12.4 mm	8 kN	1800 lbf	0.77 oz.	21.8 g
10	black	0.42 - 0.55"	10.6 - 13.9 mm	8 kN	1800 lbf	0.95 oz.	26.9 g

*Dimensions are depth and width at the top (widest part) of the nut.



**Astro Nut
Aid Set
#1-5**

**Astro Nut
Free Set
#6-10**



Curve Hex™

- The classic hex design improved by adding curved faces
- 4 placement options
- The range of a cam at a fraction of the price and weight
- Color-coded tubing makes identification easy
- Hand built, inspected and individually proof tested in Bend Oregon

Curve Hex Set

- Pre-packaged set of all 10 Curve Hexes
- Includes comprehensive instructions on use, care and maintenance

size	color	dimensions*		strength		weight	
1	blue	0.42 - 0.61"	10.7 - 15.5 mm	6 kN	1350 lbf	0.7 oz.	20 g
2	yellow	0.46 - 0.67"	11.7 - 17.0 mm	6 kN	1350 lbf	0.8 oz.	23 g
3	orange	0.55 - 0.79"	14.0 - 20.1 mm	10 kN	2250 lbf	1.4 oz.	40 g
4	red	0.65 - 0.90"	16.5 - 22.9 mm	10 kN	2250 lbf	1.7 oz.	48 g
5	black	0.85 - 1.10"	21.6 - 27.9 mm	10 kN	2250 lbf	1.8 oz.	51 g
6	green	1.05 - 1.30"	26.7 - 33.0 mm	10 kN	2250 lbf	2.1 oz.	60 g
7	light blue	1.25 - 1.66"	31.8 - 42.2 mm	10 kN	2250 lbf	2.6 oz.	74 g
8	light purple	1.57 - 2.02"	39.9 - 51.3 mm	10 kN	2250 lbf	3.5 oz.	99 g
9	maroon	1.93 - 2.60"	49.0 - 66.0 mm	10 kN	2250 lbf	4.7 oz.	133 g
10	dark blue	2.12 - 2.92"	53.9 - 74.2 mm	10 kN	2250 lbf	6.0 oz.	170 g

*Dimensions are side-to-side in the narrow placement and length at the top (widest part) of the hex.

Curve Hex™ Alpine Set

- Curve Hexes with 13 mm (0.51") Monster Sling webbing for better extension and less rope drag
- Perfect sizes for alpine and trad routes: Set #6-10



size	color	dimensions*		strength		weight	
6	green	1.05 - 1.30"	26.7 - 33.0 mm	10 kN	2250 lbf	2.3 oz.	65 g
7	light blue	1.25 - 1.66"	31.8 - 42.2 mm	10 kN	2250 lbf	2.9 oz.	82 g
8	light purple	1.57 - 2.02"	39.9 - 51.3 mm	10 kN	2250 lbf	3.8 oz.	107 g
9	maroon	1.93 - 2.60"	49.0 - 66.0 mm	10 kN	2250 lbf	5.0 oz.	141 g
10	dark blue	2.12 - 2.92"	53.9 - 74.2 mm	10 kN	2250 lbf	6.2 oz.	175 g

*Dimensions are side-to-side in the narrow placement and length at the top (widest part) of the hex.

Nut Tools



Feather Nut Tool™

- The ultimate, ultralight nut tool
- Built-in, wire-gate carabiner
- Unique curved design lets you get behind the nut to hook and pull
- Hooked nose is perfect for cam trigger bars
- Tapered nose allows easy access to the tiniest nuts
- 7075-T6 aluminum
- Weight: 21 g (0.74 oz.)



Torque Nut Tool™

- The ultimate nut tool improved with palm protector and built-in wrenches for tightening loose bolts
- Hardened 420 stainless steel body
- Built-in, wire-gate carabiner
- Unique curved design lets you get behind the nut to hook and pull
- Hooked nose is perfect for cam trigger bars
- Tapered nose allows easy access to the tiniest nuts
- Fits all common bolt sizes
- Weight: 64 g (2.3 oz.)

Bolt Hangers



S. S. Bolt Hangers

- 304 stainless steel
- 4 mm (0.15") thick
- Coined radius on the carabiner-bearing surface means these hangers won't ruin carabiners
- Bolt hole fits 3/8" (10 mm) bolts or 1/2" full-sleeve bolts
- Strength: 25 kN (5620 lbf)
- Meets CE/UIAA standards
- Not for use in marine environments



Enviro Hangers

- Powder-coated version of the S. S. Hanger to blend in with the rock
- Strength: 25 kN (5620 lbf)
- Colors: red, gray, tan, black
- Meets CE/UIAA standards
- Not for use in marine environments



HDG Rap Hanger (Hot Dipped Galvanized) **NEW!**

- Hot-dipped galvanized for better corrosion resistance
- Develops a patina over time to blend into natural environs
- For belay and rappel anchors
- Bolt hole fits 3/8" or 10 mm bolts or 1/2" full-sleeve bolts

Rappelling Device



Belay Rappel Device BRD™

- A versatile, lightweight belay/rappel device with engineered rope slots that give the belayer added control by increasing friction on the rope
- Single or double rope compatible (8 mm to 11 mm ropes)
- Increased thermal mass and cooling fins to dissipate heat
- Anodized for longer wear
- CNC machined from 6061 T-6 aluminum
- Available with or without the Element locking carabiner
- 2.9 oz. (82 g)
- Color: assorted
- Meets the new UIAA standard for rope braking devices





Gatekeeper Belay Biner **NEW!**

- Very easy to use belay/rappel biner that keeps the carabiner properly aligned on the belay loop to prevent cross loading
- Widened spine to prevent the migration of semi-automatic belay devices
- Weight: 70 g (2.46 oz)
- Strength: 22 kN
- CE/UIAA certified
- Color: lime green



Bravo Wire-Gate Carabiner **NEW!**

- Feathery, easy clipping biner at only 30 g (1.06 oz.)!
- Flared nose profile helps reduce accidental gate openings
- Target strength: 24 kN (5395 lbf) major axis, 10 kN (2250 lbf) open gate, 7 kN (1575 lbf) minor axis
- Gate opening: 20 mm
- Strength: 24 kN
- CE/UIAA certified
- Colors: black/blue



FS Mini Carabiner

- Lightweight, full-strength mini carabiner
- Hot forged
- Weight: 0.81 oz. (23 g)
- Strength: 22 kN (4950 lbf)
- Individually proof tested
- CE/UIAA certified
- Colors: silver, purple, brown, blue, yellow, orange, red, black, green



FS Mini Carabiner Jet Set - 6 pack

- 6 pack includes the following colors: blue, yellow, orange, red, black, green
- Colors match our cams and nuts (sizes #1-6) for easy identification



Inferno Wire-Gate Carabiner

- Lightweight, full-sized body with large gate opening and exceptional strength
- Hot forged
- Curved spine and rope-locating wells assure an incredible strength-to-weight ratio
- Massive gate opening for desperate clips and easy gear access
- Weight: 1.25 oz. (35 g)
- Strength: 28 kN (6300 lbf)
- Individually proof tested
- CE/UIAA certified
- Colors: brown, green



Bravo Locking Carabiner

- Lightweight, high-strength, compact locking carabiner
- Hot-forged, key-lock design
- Weight: 1.53 oz. (43 g)
- Strength: 24 kN (5395 lbf) major axis, 10 kN (2250 lbf) open gate, 7 kN (1575 lbf) minor axis
- Gate opening: 17 mm
- Individually proof tested
- CE/UIAA certified
- Colors: blue, black




Element Key Lock Belay Carabiner

- Hot-forged, key-lock design
- Compact, pear-shaped design for belaying and rappelling
- Workhorse belay biner at an exceptional price
- Perfect for our BRD, munter hitch and other belay devices
- Weight: 2.5 oz. (73 g)
- Strength: 24 kN (5400 lbf)
- Individually proof tested
- CE/UIAA certified
- Colors: brown, green

model	major-axis strength		minor-axis strength		gate-open strength		weight		gate opening		rope-bearing surface width	
Gatekeeper	*22 kN	*4950 lbf	*7 kN	*1575 lbf	*10 kN	*2250 lbf	70 g	2.46 oz.	22.5 mm	0.88"	10.2 mm	0.40"
Bravo	*24 kN	*5395 lbf	*7 kN	*1575 lbf	*10 kN	*2250 lbf	30 g	1.06 oz.	20 mm	0.79"	9 mm	0.35"
Bravo Locker	24 kN	5395 lbf	7 kN	1575 lbf	10 kN	2250 lbf	43 g	1.53 oz.	17 mm	0.66"	9.5 mm	0.37"
FS Mini	22 kN	4950 lbf	7 kN	1575 lbf	8 kN	1800 lbf	23 g	0.81 oz.	17 mm	0.66"	8.5 mm	0.33"
Inferno	28 kN	6300 lbf	9 kN	2250 lbf	10 kN	2250 lbf	35 g	1.25 oz.	27 mm	1.06"	9.5 mm	0.37"
Element	24 kN	5400 lbf	8 kN	1800 lbf	8 kN	1800 lbf	73 g	2.5 oz.	19 mm	0.74"	12 mm	0.47"

*Gatekeeper and Bravo strength ratings are estimates based on pre-production samples.

Quickdraws



Bravo Quickdraw NEW!

- Very light and strong quickdraw set
- Two Bravo carabiners joined by a 11 mm (0.43") Dyneema Monster Sling
- JIG - Keeps carabiners locked down on your quickdraws, makes clipping a breeze
- Available in 5" (12.7cm) or 7" (17.8 cm) lengths
- Weights: 5" - 2.4 oz. (70 g), 7" - 2.5 oz. (71 g)
- Strength: 22 kN (4950 lbf)
- Carabiner Colors: black/blue
- Sling color: black/white




Inferno Wire-Gate Quickdraw

- JIG - Keeps carabiners locked down on your quickdraws, makes clipping a breeze
- Two Inferno carabiners joined by a 13 mm (0.51") Monster Sling
- Lightweight, high-strength, full-size quickdraws for all your climbing projects
- Available in 5" (12.7cm) or 7" (17.8 cm) lengths
- Weights: 5" - 2.7 oz. (79 g), 7" - 2.8 oz. (82 g)
- Strength: 22 kN (4950 lbf)
- Biner color: brown/green
- Sling color: silver/white

Inferno Wire-Gate Quickdraw Five Pack

- Packaged set of 5 quickdraws
- Available in 5" (12.7cm) or 7" (17.8 cm) lengths



FS Mini Wire-Gate Quickdraw

- JIG - Keeps carabiners locked down on your quickdraws, makes clipping a breeze
- Two FS Mini carabiners joined by an 11 mm (0.43") Monster Sling
- Lightweight, high-strength, mini-size quickdraws for all your climbing projects
- Available in 5" (12.7cm) or 7" (17.8 cm) lengths
- Weights: 5" - 1.9 oz. (56 g), 7" - 2 oz. (57 g)
- Strength: 22 kN (4950 lbf)
- Biner color: brown/green
- Sling color: black/white

FS Mini Wire-Gate Quickdraw Five Pack

- Packaged set of 5 quickdraws
- Available in 5" (12.7cm) or 7" (17.8 cm) lengths



Long Draw - With FS Mini or Inferno Carabiners

- Two FS Mini or Inferno carabiners joined by an 11 mm (0.43") Monster Sling
- Lightweight, high-strength, long quickdraws for all your climbing projects
- Available in 12" (25.4 cm), 16" (40.6 cm) or, 20" (50.8 cm) lengths
- Strength: 22 kN (4950 lbf)
- FS Mini Long Draw weights:
 - 12" - 2.1 oz. (61 g)
 - 16" - 2.2 oz. (64 g)
 - 20" - 2.3 oz. (67 g)
- Inferno Long Draw weights:
 - 12" - 2.8 oz. (81 g)
 - 16" - 2.9 oz. (84 g)
 - 20" - 3.0 oz. (87 g)
- Biner color: brown/green
- Sling colors: 12" yellow/white, 16" green/white, 20" black/white



The JIG™

- Keeps carabiners locked down on your quickdraws, makes clipping a breeze
- Protects webbing from abrasion
- Comes standard on all 5" and 7" quickdraws
- Fits both Inferno and FS Mini
- NOT FOR USE WITH OPEN SLINGS OR OPEN END OF QUICKDRAWS



Iron Hand Gloves - Full or ¾ Finger

- A summer-weight synthetic version of our super-popular climbing glove, perfect for belaying, big wall climbing, ropes courses and via ferrata ascents
- Comes in full finger or ¾ length fingers
- Maxkin™ synthetic main body
- Triple stitched split-cowhide palm reinforcement
- Breathable and form-fitting back panel
- All wear areas are reinforced
- Double-stitched finger openings
- Bar-tacked webbing clip-in loop
- Hook and loop wrist closure
- Embossed logo
- Sizes: xs, s, m, l, xl
- Color: tan body with brown palm



Climbing Gloves

- The ultimate climbing glove!
- ¾ length fingers
- Cowhide main body with triple-stitched, split cowhide palm reinforcement
- All wear areas are reinforced
- Double-stitched finger openings
- Bar-tacked webbing clip-in loop
- Hook and loop wrist closure
- Embossed logo
- Sizes: xs, s, m, l, xl
- Color: natural body with brown palm



Belay Gloves

- Full-fingered version of the Climbing Glove
- Sizes: xs, s, m, l, xl
- Colors: natural/brown, tactical black

Glove Sizing

size	palm circumference	
xs	6.25 - 7.0"	15.9 - 17.8 cm
small	7.0 - 7.75"	17.8 - 19.7 cm
medium	7.75 - 8.5"	19.7 - 21.6 cm
large	8.5 - 9.25"	21.6 - 23.5 cm
xl	9.25 - 10.0"	23.5 - 25.4 cm

Harnesses

Aren't all harnesses safe enough? Maybe you think they are, but if that's true, why do so many climbing accidents involve the misuse of harnesses and/or the failure of "non-structural" harness components? You can write many of these accidents off to inexperience, but a surprisingly large number of incidents have involved very experienced climbers who make life-threatening mistakes through fatigue, trying to move too fast, darkness, or a simple lapse in concentration. Safe Tech is the result of our conviction that designing harnesses with every possible extra margin of safety built in will save lives. Only you can decide how safe is "safe enough."

Engineered to provide every possible extra margin of safety

- Each component has been designed for maximum strength without excessive weight or bulk
- All structural systems of the harness have been made as redundant and error-proof as possible
- Wherever possible, each component is engineered to withstand a load of 10 kN (2250 lbf). This is typically the maximum impact force rating of a modern climbing rope
 - 5000 lbf (22 kN) per belay loop
 - 2000 lbf (9 kN) Spectra gear loops
 - 3600 lbf (16 kN) Spectra rope locator
 - 3600 lbf (16 kN) rear haul loop
 - 1500 lbf (6.6 kN) leg loop elastic
- Non-directional tie-in points maintain their strength even if the rope is routed incorrectly
- Waist belt webbing shows color pattern change when correctly double-passed (double pass buckle)
- Waist buckle shows "DANGER" if not correctly double passed(double pass buckle)
- If you forget to double-pass the waist buckle, it still holds 10 kN (2250 lbf) single-passed
- The patented 3-D system adjusts rise length and leg size to keep you upright and in-balance in a fall (except Sport)

Harness Sizing

size	waist measurement		Waldo waist measurement	
xs	24 - 27"	61 - 69 cm		
small	27 - 30"	69 - 76 cm	29.0 - 31.5"	74 - 80 cm
medium	30 - 33"	76 - 84 cm	31.5 - 35.0"	80 - 89 cm
large	33 - 37"	84 - 94 cm	35.0 - 39.0"	89 - 99 cm
xl	37 - 41"	94 - 104 cm		



Safe Tech™ Patriot Harness

- USA Made and 100% Berry Compliant
- 500d Cordura nylon face and inner fabric is light weight, durable and hydrophobic.
- Four, unsheathed, Safe-Tech-strong gear loops stay out of the way when not in use
- Locking speed-buckle never slips
- Patented, adjustable-rise 3-D system for customized fit
- Color: Tan 499
- Rear haul loop, twin belay loops
- 14 oz. (Medium)
- Sizes: s-xl



Safe Tech™ Comp

- Locking speed-buckle
- Light, sporty and Safe Tech strong
- Narrow components for unmatched comfort and freedom of movement
- Four gear loops and rear haul loop
- Innovative slot system keeps pad end in place
- 13 oz. (368 g) medium
- Sizes: s, m, l
- CE/UIAA certified



locking speed buckle



Safe Tech™ Trad

- Locking speed-buckle
- Light, sporty and Safe Tech strong
- Narrow components for unmatched comfort and freedom of movement
- Our patented, adjustable-rise 3-D system creates the best-fitting harness in the world
- Four gear loops and rear haul loop
- Innovative slot system keeps pad end in place
- Dual belay loops
- Adjustable leg loop elastics
- 16.5 oz. (467 g). medium
- Sizes: s, m, l
- CE/UIAA certified



Safe Tech™ All-Around

- Diamond pattern body fabric
- Reinforced tie-in point
- Two belay/rappe loops to minimize clutter while setting up for rappels or multi pitch belays
- Excellent fit for men or women
- Our patented, adjustable-rise 3-D system creates the best-fitting harness in the world
- Ergonomically shaped components for unhindered movement
- Four gear loops
- Rear haul loop
- 16 oz. (454 g) (medium)
- Sizes: xs, s, m, l, xl
- CE/UIAA certified



Safe Tech™ Men's Deluxe

- Diamond pattern body fabric
- Reinforced tie-in point
- Two belay/rappe loops to minimize clutter while setting up for rappels or multi pitch belays
- Maximum comfort for men
- Our patented, adjustable-rise 3-D system creates the best-fitting harness in the world
- Super-durable, closed-cell polyethylene foam with fleece lining for maximum comfort
- Shaped to give maximum support to the lower back
- Four gear loops
- Rear haul loop
- 19 oz. (539 g) (medium)
- Sizes: s, m, l, xl



Safe Tech™ Women's Deluxe

- Diamond pattern body fabric
- Reinforced tie-in point
- Two belay/rappe loops to minimize clutter while setting up for rappels or multi pitch belays
- Maximum comfort for women
- Our patented, adjustable-rise 3-D system creates the best-fitting harness in the world
- Super-durable, closed-cell polyethylene foam with fleece lining for maximum comfort
- Shaped to give maximum support to the lower back
- Four gear loops
- Rear haul loop
- 20 oz. (567 g) (medium)
- Sizes: xs, s, m, l



Safe Tech™ Waldo

- Diamond pattern body fabric
- Drop seat rear elastics
- The world's most comfortable big wall harness
- ½" (12 mm) thick slabs of foam contour around waist and legs for ultimate comfort
- Monstrous components (5-5/8" (143 mm) waist belt, 5" (127 mm) leg loops) spread the load on extended nailing missions
- Our patented, adjustable-rise 3-D system creates the best-fitting harness in the world
- Super-durable, closed-cell polyethylene foam with fleece lining for maximum comfort
- Dual front belay loops to minimize gear clutter
- Six gear loops on medium and large, five on small
- 25.3 oz. (708 g) (small)
- Sizes: s, m, l
- Sizing Note: When fitting the Waldo harness the buyer should choose a size that will allow them to tighten the harness a few more inches from what feels initially comfortable. Wall climbers find that after a few days on a route, with a load of gear clipped to the harness, the ability to further tighten the harness is crucial




PAS 22™ (Personal Anchor System)

- PAS with 11 mm (0.43") webbing that now passes the CE/UIAA Sling Standard
- More versatile - can be used for equalizing anchors
- Same weight despite higher strength
- Safer than daisy chains (Daisy chains are designed for body weight applications only)
- Safer, more convenient and more adjustable than using slings or quickdraws at the anchor
- Stows compactly
- 11 mm (0.43") Dyneema Monster Sling webbing
- Contrasting color on end loop simplifies use
- Strength: 22 kN (4950 lbf)
- Weight: 3.3 oz. (93.5 g)
- Length: 38" (96.5 cm)
- Colors: black/green, orange/blue, blue/yellow. Blue/yellow also available with blue Bravo locker
- CE/UIAA certified



11 mm Monster™ Open Loop Slings

- Lightweight slings that are perfect for alpine routes
- 11 mm (0.43") Dyneema Monster Sling webbing
- Strength: 22 kN (4950 lbf)
- Available in 10" (25 cm), 22" (56 cm), and 46" (117 cm) lengths
- Weight: 10" 0.3 oz. (11 g), 22" 0.7 oz. (22 g), 46" 1.5 oz. (45 g)
- Color: assorted
- CE/UIAA certified



13 mm Monster™ Open Loop Slings

- 13 mm (0.51") Dyneema Monster Sling webbing
- Strength: 22 kN (4950 lbf)
- Available in 10" (25 cm), 22" (56 cm), and 46" (117 cm) lengths
- Weight: 10" 0.5 oz. (16 g), 22" 1 oz. (30 g), 46" 2 oz. (58 g)
- Color: assorted
- CE/UIAA certified




18 mm Nylon Open Loop Slings

- Durable slings, great for everyday cragging and anchor-building
- Aggressively priced
- 18 mm (0.7") webbing
- Strength: 22 kN (4950 lbf)
- Available in 10" (25 cm), 22" (56 cm), and 46" (117 cm) lengths
- Weight: 10" 0.7 oz. (21 g), 22" 1.5 oz. (43 g), 46" 3 oz. (86 g)
- Color: assorted
- CE/UIAA certified



13 mm Monster™ Quickdraw Slings

- 13 mm (0.51") Dyneema Monster Sling webbing
- Available in 5" (12.7 cm) or 7" (17.8 cm) lengths
- Strength: 22 kN (4950 lbf)
- Color: silver/white
- CE/UIAA certified




Equalizer 10' & Equalizer 15'

- Available in two lengths made of 16 mm Dyneema Monster webbing
- Built-in storage pocket with instructions printed on the outside for fool-proof anchors
- Reinforced end-loops provide additional, full-strength clip-in points
- Lengths: 10' (3 M) 15' (4.5 M)
- Weight: 10' - 5.1 oz (143 g) 15' - 6.9 oz (196 g)
- Strength: 22 kN (4,950 lbf) when used as a looped sling or two/three point anchor. 18 kN when used end-to-end
- Carabiners not included



Anchor Chain

- An easy, versatile way to equalize anchors
- Different lengths of end loops accommodate a wide variety of anchor configurations
- 11 mm (0.43") Dyneema Monster Sling webbing
- Length: 44" (111 cm)
- Weight: 4.6 oz. (130.4 g)
- Strength: 22 kN (4950 lbf)
- Color: Black body with green and yellow end-loops
- CE/UIAA certified



Rabbit Runner

- An extremely versatile runner
- Full-strength even in single strand configuration
- A must for alpine and ice climbers
- Made from 3/4" (19 mm) Metolius Power Webbing™
- 2 oz. (57 g)
- Length: 44" (111 cm)
- Strength: 22 kN (4950 lbf)
- Carabiners not included



Prusik Cord Set

- 2 pre-tied 6 mm (0.23") prusik cords
- Textured sheath for better grip
- For glacier travel, rappel backup, self-rescue
- Length: 28" (72 cm) and 47.5" (120 cm)
- Weight: 4.3 oz. (121 g)
- Strength: 13.9 kN (3124 lbf)
- Not for use as an anchor





1" 5-Step Aider

- Classic, staggered, triangular step construction
- 1" (25 mm) flat nylon webbing
- Biothane™ step stiffeners insure the steps always stay open
- Reinforced clip-in point
- Full-strength grab loop
- Sub-steps in the top two steps
- Dedicated clip-in point at the bottom for enchaining aiders without collapsing the bottom step
- Overall length: 72" (1829 mm)
- Step spacing: 14" (356 mm)
- 10 oz. (284 g)
- Strength:
 - End-to-end: 18 kN (4050 lbf)
 - Grab loop: 22 kN (4950 lbf)
 - Steps: 4.4 kN (1000 lbf)
- FOR BODY WEIGHT ONLY
- Colors: assorted, blue, red



8-Step Ladder Aider

- Ladder-style construction with 8 steps for maximum ease of use
- 1" (25 mm) flat nylon webbing
- Biothane™ step stiffeners insure the steps always stay open
- Reinforced clip-in point
- Full-strength grab loop
- Dedicated clip-in point at the bottom for enchaining aiders without collapsing the bottom step
- Overall length: 74" (1880 mm)
- Step spacing: 9" (229 mm)
- 11.5 oz. (326 g)
- Strength:
 - End-to-end: 18 kN (4050 lbf)
 - Grab loop: 22 kN (4950 lbf)
 - Steps: 4.4 kN (1000 lbf)
- FOR BODY WEIGHT ONLY
- Colors: assorted, blue, yellow



1" 4-Step Aider

- 4-step version of the 5-Step Aider
- Overall length: 60" (1524 mm)
- 8.5 oz. (241 g)
- FOR BODY WEIGHT ONLY
- Colors: assorted, green, yellow



Pocket Aider

- Lightweight, 5-step, ladder-style aider
- Stores compactly in attached pouch
- 3/4" (19 mm) solid nylon webbing
- Overall length: 60" (1524 mm)
- Step spacing: 12" (305 mm)
- 6.5 oz. (184 g)
- Strength:
 - End-to-end: 18 kN (4050 lbf)
 - Steps: 4.4 kN (1000 lbf)
- FOR BODY WEIGHT ONLY
- Colors: assorted, blue, yellow



3/4" Alpine Aider



- Lightweight, version of the 4-Step Aider using 3/4" (19 mm) tubular webbing
- Overall length: 60" (1524 mm)
- Step spacing: 14" (356 mm)
- 7 oz. (198 g)
- Strength:
 - End-to-end: 18 kN (4050 lbf)
 - Grab loop: 22 kN (4950 lbf)
 - Steps: 4.4 kN (1000 lbf)
- FOR BODY WEIGHT ONLY
- Colors: assorted, blue, red



Ultimate Daisy Chain™

- Each loop is rated to 22 kN (4950 lbf), eliminating the pocket failure problem of traditional daisies
- The only daisy to pass the CE/UIAA Sling Standard
- 11 mm (0.43") Dyneema Monster Sling webbing
- More versatile - can be used for equalizing anchors, etc.
- Length: 45" (114 cm)
- Weight: 5 oz. (141 g)
- Strength: 22 kN (4950 lbf)
- Colors: orange/black, blue/green
- CE/UIAA certified






Easy Daisy™

- Revolutionary, adjustable daisy design
- Allows you to operate both the buckle and the carabiner without changing your grip
- Anodized CNC aluminum buckles
- Overall length: 56" (1422 mm)
- 3/4" (19 mm) nylon webbing
- 3.5 oz. (99 g)
- Strength: 1.3 kN (300 lbf)
- FOR BODY-WEIGHT ONLY
- Color: assorted

Easy Daisy™ Replacement Webbing

- Inspect your Easy Daisy frequently and replace the webbing if it becomes worn, abraded or cut
- 3/4" (19 mm) nylon webbing
- 2.4 oz. (67 g)
- Strength: 1.3 kN (300 lbf)
- FOR BODY-WEIGHT USE ONLY
- Color: red



Easy Aider™

- Aider version of the Easy Daisy
- Makes the ultimate ascender sling
- Anodized CNC aluminum buckles
- Wide, comfortable foot stirrups buckle securely in place
- Overall length: 94" (2388 mm)
- 3/4" (19 mm) nylon webbing
- 7.5 oz. (213 g)
- Strength: 1.3 kN (300 lbf)
- Specify right or left (labeled and color coded)
- FOR BODY-WEIGHT ONLY
- Colors: maroon (left), gray (right)



Adjustable Gear Sling

- Ripstop body fabric
- Ergonomically shaped, laminated, die-cut pad for maximum comfort
- Custom aluminum buckle allows for a wide range of adjustment
- Poly tubing over the clipping area of the sling keeps carabiners from hanging up
- 4.2 oz. (119 g)
- Gear Slings are non-structural and for gear racking only 2 kN (450 lbf)
- Colors: assorted, pewter



Big Wall Gear Sling

- Double-sided big-wall gear sling with insulated storage compartment for hydration system or gear
- Ergonomic, laminated, die-cut pad with Ballistics outer and soft, non-absorbent fleece lining
- Fully adjustable via custom aluminum buckles
- Height adjustable sternum strap
- External daisy chains on storage pocket for additional carrying capacity
- Daisy-style speed loops for quick access to frequently used items
- Top-of-shoulder clip-in points for hanging the rack at belays
- Not intended for use as a chest harness
- 10.6 oz. (300 g)
- 145 cu. in. (2.4 L)
- Gear Slings are non-structural and for gear racking only
- Color: assorted



Multi-Loop Gear Sling

- Ripstop body fabric
- Innovative, multi-loop version of the Adjustable Gear Sling allows for more organization of gear
- 4.4 oz. (125 g)
- Gear Slings are non-structural and for gear racking only 2 kN (450 lbf)
- Colors: assorted, pewter



Multi-Loop Double D Gear Sling

- Ripstop body fabric
- Double-sided version of the Multi-Loop Gear Sling
- Double D attachment is easily removable
- 5.6 oz. (159 g)
- Gear Slings are non-structural and for gear racking only 2 kN (450 lbf)
- Colors: assorted, pewter



Multi-Loop Big Wall Gear Sling

- Multi-loop version of the Big Wall Gear Sling allows for more organization of gear
- 12 oz. (340 g)
- Gear Slings are non-structural and for gear racking only
- Color: assorted



Double D Attachment

- Upgrade the Adjustable or Multi-Loop Gear Sling with a Double D Attachment
- Double D Attachment is easily removable
- Custom aluminum buckle makes it easy to get in and out of the sling and allows for a wide range of adjustment
- Double D Attachment is non-structural and is for gear racking only
- 1.2 oz. (34 g)


Ropes

Monster Ropes is a line of dynamic climbing ropes designed specifically for today's modern rock climber. Our design parameters were simple: use state-of-the-art technology to construct ropes that can withstand high loads and repeated heavy abuse without adding unnecessary weight or sacrificing performance. Few people can understand the incredible complexity that goes into building a modern-day climbing rope, nor do they want to. What they do understand is a rope that just plain feels good in the hands, ensures the highest level of safety and significantly outlasts the competition. Monster Ropes follow these basic concepts: safety, durability, trustworthiness. Monster Ropes and accessory cords are only available in North America.



Monster™ Dynamic Climbing Ropes

- Super-tight sheath braiding makes Monster Ropes ultra-durable
- Compact end technology means no frayed rope ends
- Core fibers composed of 50% S and 50% Z twists yield excellent handling characteristics with no kinking



Monster Rope Marker

Our revolutionary marking system weaves nylon fibers through the rope producing highly visible orange markers at the rope's middle. This marking system out-performs traditional tape and ink markers. They are longer-wearing, easier to see in normal or low-light conditions, and they can be felt as they travel through the belay device.



Monster 7.8 mm

Our 7.8 mm double rope is super lightweight, dry-coated and exhibits excellent physical characteristics. Its low impact force insures maximum energy absorption. It's also great for alpine rock and mixed routes where double rope technique is imperative. Works as a double or a twin rope.

- UIAA falls: twin 16, half 6
- Weight: 38 g/m
- Sheath slippage: 0 mm
- Max. impact force: twin 8.5 kN, half 5.7 kN
- Static elongation: twin 7%, half 8%
- Dynamic elongation: 30%
- UIAA/CE certified
- Available in 60 meter length
- Colors: navy/yellow, yellow/navy
- Dry treated only



Monster 9.2 mm

The ultimate single rope for the performance-oriented climber.

- UIAA falls: 5-6
- Weight: 53 g/m
- Sheath slippage: 0 mm
- Max. impact force: 6.8 kN
- Static elongation: 9%
- Dynamic elongation: 35%
- UIAA/CE certified
- Available in 60 and 70 meter lengths
- Color: green/black
- Dry treated only



Monster 9.8 mm

A safe, hard-wearing rope aimed at performance-oriented, weight-conscious rock climbers. Uses: sport & trad climbing, hard redpoints, onsights, free walls, alpine rock. The Monster 9.8 is a smooth-running, easy-clipping, very compact rope with a super-durable, long-lasting construction.

- UIAA falls: 9
- Weight: 64 g/m
- Sheath slippage: 0 mm
- Max. impact force: 8.5 kN
- Static elongation: 7.6%
- Dynamic elongation: 35%
- UIAA/CE certified
- Available in 60 and 70 meter lengths
- Colors: navy/teal (dry), and yellow/navy (non-dry)



Monster 10.2 mm

A very durable, versatile rope for traditional rock and sport climbing, big walls and multi-pitch climbing. A thoroughly modern cord that offers compact size, low weight, high strength and guarantees the user the highest level of safety.

- UIAA falls: 12
- Weight: 66 g/m
- Sheath slippage: 0 mm
- Max. impact force: 8.3 kN
- Static elongation: 7.4%
- Dynamic elongation: 35%
- UIAA/CE certified
- Available in 60 and 70 meter lengths
- Colors: yellow/khaki (dry), teal/khaki (non-dry)



Monster 10 mm Gym Rope

A compact rope with higher abrasion resistance than standard ropes. The sheath is engineered to maximize rope life in a gym setting.

- UIAA falls: 8
- Weight: 66 g/m
- Sheath slippage: 0 mm
- Max. impact force: 9.5 kN
- Static elongation: 7.0%
- Dynamic elongation: 35%
- UIAA/CE certified
- Available in 30 and 100 meter lengths
- Color: red/black

Monster Static Cord

Hard-wearing static ropes. Not for use as a dynamic or lead rope.



9 mm x 100 meter

- UIAA falls: 11
- Weight: 50 g/m
- Sheath slippage: 0 mm
- Tensile strength 21 kN
- Elongation: 2.6%
- UIAA/CE certified
- Colors: white, black

10 mm x 100 meter

- UIAA falls: 30
- Weight: 67 g/m
- Sheath slippage: 0 mm
- Tensile strength: 30 kN
- Elongation: 3.8%
- UIAA/CE certified
- Colors: white, black

11 mm x 100 meter

- UIAA falls: 38
- Weight: 79 g/m
- Sheath slippage: 0 mm
- Tensile strength: 35 kN
- Elongation: 3.2%
- UIAA/CE certified
- Colors: white, black

Monster Accessory Cord

- Available in 100 meter spools
- Colors: 2 assorted colors per size



diameter	weight (g/m)	strength (kN)
2 mm	2.8	1.2
3 mm	6.5	1.9
4 mm	12.7	3.4
5 mm	18.9	5.1
6 mm	23.2	10.0
7 mm	34.0	13.0
8 mm	39.8	16.4

model	type	weight	UIAA falls	sheath slippage	max. impact force	static elongation	dynamic elongation	certification	lengths	treatment
7.8 mm	twin/half	38 g/m	16/6	0 mm	8.5/5.7 kN	7/8%	30%	UIAA/CE	60 m	dry
9.2 mm	single	53 g/m	5-6	0 mm	6.8 kN	9 %	35%	UIAA/CE	60 or 70 m	dry
9.8 mm	single	64 g/m	9	0 mm	8.5 kN	7.6%	35%	UIAA/CE	60 or 70 m	dry/non-dry
10.2 mm	single	66 g/m	12	0 mm	8.3 kN	7.4%	35%	UIAA/CE	60 or 70 m	dry/non-dry
10 mm	single/gym	66 g/m	8	0 mm	9.5 kN	7.0%	35%	UIAA/CE	30 or 100 m	n/a
9 mm	static	50 g/m	11	0 mm	n/a	2.6%	n/a	UIAA/CE	100 m	n/a
10 mm	static	67 g/m	30	0 mm	n/a	3.8%	n/a	UIAA/CE	100 m	n/a
11 mm	static	79 g/m	38	0 mm	n/a	3.2%	n/a	UIAA/CE	100 m	n/a

Chalk Bags



Bop Chalk Bag New Styles!

- Six new Bop Bags, three denim and three canvas
- Textured fabrics with bright and colorful patterns
- Pocket for MP3 player
- Classic cylinder style
- Stiff, easy-access rim
- Full-length pile lining
- Brush holder
- Includes belt w/side-release buckle
- Color: assorted



Access Fund Chalk Bags

- Four unique designs utilizing our spacious Chalk Pod shape
- A portion of proceeds will be donated to the Access Fund to help preserve our coveted climbing areas for future generations.
- Full-length pile lining
- Stiff, easy-access rim
- Brush holder
- Includes belt w/side-release buckle
- Color: assorted and s.k.u. specific



Chalk Pod New Styles!

- Four new Chalk Pod
- Ergonomic cut combined with large volume
- Full-length pile lining
- Stiff, easy access rim
- Brush holder
- Includes belt w/side-release buckle
- Rear zippered pocket for MP3 player
- Color: assorted and s.k.u. specific



Techno ID

- Hypalon panel stiffens rim and sides to hold bag open
- Pocket for MP3 player
- Rim slopes downward for easy access
- Full-length pile lining
- Ergonomic shape
- Pocket for rock gym ID
- Brush holder
- Includes belt w/side-release buckle
- Color: assorted and s.k.u. specific



Competition

- Classic cylinder style
- Full-length pile lining
- Stiff, easy-access rim
- Brush holder
- Includes belt w/side-release buckle
- Color: assorted and s.k.u. specific



Yosemite

- Big-volume bag with a tapered shape
- Full-length pile lining
- Stiff, easy-access rim
- Brush holder
- Includes belt w/side-release buckle
- Color: assorted



Bouldering Bucket

- Large, floor-standing chalk dispenser
- Stiffened body design keeps it open
- Pile lining with external stash pockets (side & bottom)
- Dual brush holders
- Bombproof construction with fully-taped seams
- Each bucket comes with M-16 Bouldering Brush and 2.5 oz. (70 g) bag of Super Chalk
- 9" tall x 7.5" dia. (229 mm x 190 mm)
- Color: assorted and s.k.u. specific

Powderhorn

- Chalk storage system
- Stores over 1/2 lb. (226 g) of chalk
- River-bag-style closure with hook-and-loop fastener side-release buckle
- Outer mesh pocket stores small accessories
- Color: assorted



Chalk Bag Belts

- Deluxe chalk bag belts featuring custom CNC aluminum buckles
- 42" (106 cm) length
- Not for use as a weight bearing sling



Security Belt

- Double-pass buckle for maximum security

Quick Release Belt

- Hook-style buckle for speed and convenience





Dirt Bag II™ NEW!

- Popular rope bag improved with larger tarp and capacity 52" x 58" (132 cm x 147 cm)
- New closure system for greater durability and functionality
- Aggressively priced
- 1 lb. 2 oz. (510 g)
- 1465 cu. in. (24 L)
- Color: limestone



Ropemaster HC™ (High Capacity) NEW!

- World's first and best selling rope bag improved with larger capacity
- Redesigned tarp facilitates easier loading 52" x 58" (132 cm x 147 cm)
- Rope widow for quick cord identification
- Unbreakable aluminum buckles
- 1 lb. 4 oz. (567 g)
- 1960 cu. in. (32 L)
- Colors: assorted, fir, sapphire



Speedster™ Rope Bag NEW!


- An innovative, two-strap, pack-style rope bag with center zipper for easy access to rope and climbing gear
- Big enough for 70 m cords with heaps of room for shoes, harness, draws, chalk bag
- Massive easy-load tarp 52" x 58" (132 cm x 147 cm)
- Small zippered pocket for wallet, keys etc.
- 1 lb. 4 oz. (567 g)
- 2460 cu. in. (40 L)
- Color: storm





Porta-Cord™

- Rope bag/rope bucket/summit pack
- Top and front opening capability
- Heavy-duty center zipper for easy access
- Dual side pockets
- Hydration pocket
- Aluminum buckles - guaranteed for life!
- 3'x 3' (1 m x 1 m) tarp
- 1100 cu.in. (18 L) expandable to 1464 cu. in. (24 L)
- 1 lb. 8 oz. (700 g)
- Color: black/grey



Packs and Bags



Crag Station™

- Duffel-style opening provides easy access to your gear
- Tuck-away shoulder straps and waist belt are perfect for travel
- Aluminum buckles - guaranteed for life!
- Burly construction with Durathane™ and ballistics fabrics
- Dual external side-pockets
- Dual carry handles
- Dual compression/lash straps
- 2500 cu. in. (41 L)
- 2 lbs. 10 oz. (1.2 kg)
- 28"x 13"x 10" (711 mm x 330 mm x 254 mm)
- Color: tan/black



Mega Duffel

- Haul bag technology makes this the ultimate duffel bag
- Built from a lighter-weight version of our Durathane™ haul bag material
- Lockable, panel-style opening uses dual #10 YKK zippers - security and easy access
- Two top-mounted and two end-mounted carry handles
- Super-padded shoulder strap
- 7500 cu. in. (123 L)
- 33"x 17"x 15" (838 mm x 432 mm x 381 mm)
- 4 lbs. 10 oz. (1.8 kg)
- Color: assorted



Big Wall Stuff Sacks

- Heavy-duty stuff sacks for organizing gear inside your haul bag
- Durable 600d polyester outer body
- Dual, bar tacked, webbing clip-in points/handles
- Super handy for gear organization or storage; they also make great, all-purpose tote bags
- Color: assorted

Small

- 14" tall x 8.5" dia. (356 mm x 216 mm)

Medium

- 16" tall x 10.5" dia. (406 mm x 267 mm)

Large

- 19" tall x 10.5" dia. (483 mm x 267 mm)

* Volume and dimensions on all packs are approximate.

Haul Packs

Haul Packs

- Designed specifically for climbers
- Built from a lighter-weight version of our Durathane™ haul bag material
- Tuck-away shoulder straps and removable waist belts
- Haul bag style clip-in points
- Two 3-pocket daisy chains
- Zip pocket inside lid
- Aluminum buckle - guaranteed for life!
- Color: assorted

Express

- 2380 cu. in. (39 L)
- 2 lbs. 10 oz. (1.2 kg)
- 21.5"x 15"x 9" plus 3" collar (546 mm x 381 mm x 229 mm plus 76 mm)
- Padded waist belt
- Color: grey



Mescalito

- 1450 cu. in. (24 L)
- 1 lb. 14 oz. (0.85 kg)
- 18"x 13.5"x 6.5" plus 2.25" collar (457 mm x 343 mm x 165 mm plus 57 mm)
- Padded waist belt
- Color: tan



* Volume and dimensions on all packs are approximate.

metoliusclimbing.com

Haul Bags

Durathane is the toughest haul bag fabric on the planet! Durathane is 10 times more abrasion resistant than the vinyl-coated nylon used in most other haul bags! Sure, it costs a little more, but typical vinyl bags wear out in 2 or 3 walls. Our testers have been telling us that Durathane haul bags can last for 20 walls or more! If you want to buy only one haul bag for your entire big-wall career and then be buried in it at the end, Durathane haul bags are the only choice.



Sentinel

- Smaller version of the Quarter Dome
- 25" x 12" x 9" plus 4" collar (635 mm x 305 mm x 229 mm plus 102 mm)
- 2800 cu. in. (46 L)
- 4 lbs. 11 oz. (2.1 kg)
- Color: blue



Quarter Dome

- Designed for use on shorter walls or as a sub-bag under the main haul bag
- Doubles as a super-tough crag pack
- The main seam is RF welded, forming a leak-proof seal that is stronger than the fabric itself
- Well-padded, ergonomically-cut suspension system tucks away in seconds for hauling
- Removable back pad
- Virtually indestructible, custom aluminum closure buckles
- Top compression strap
- Offset haul points
- Double-layer ballistic lid with zippered pocket
- Under bag haul points: 1.3 kN (300 lbf)
- 27" x 16" x 10" plus 5.5" collar (686 mm x 406 mm x 254 mm plus 140 mm)
- 4200 cu. in. (69 L)
- 5 lbs. 1 oz. (2.3 kg)
- Color: blue



Half Dome

- Smaller version of the El Cap
- 31" tall x 18" dia. plus 15" collar (787 mm x 457 mm plus 381 mm)
- 7600 cu. in. (125 L)
- 7 lbs. 7 oz. (3.4 kg)
- Color: blue



El Cap

- Haul bags don't get any tougher
- The main seam is RF welded, forming a leak-proof seal that is stronger than the fabric itself
- All structural stitching is covered with 3" webbing and re-stitched
- River-bag-style closure
- Well-padded, ergonomically-cut suspension system tucks away in seconds for hauling
- Virtually indestructible, custom aluminum closure buckles
- Dual, top compression straps
- Offset haul points
- 3 Internal gear loops
- Zippered internal stash pocket
- Drain hole
- Under bag haul points: 1.3 kN (300 lbf)
- 37" tall x 18" dia. plus 16" collar (940 mm x 457 mm plus 406 mm)
- 9600 cu. in. (157 L)
- 8 lbs. (3.6 kg)
- Color: blue

Bomb Shelter

- The strongest, most durable portaledge available
- Innovative spreader bar keeps the frame rigid and the bed tight
- 1-1/8" (28.5 mm) aircraft-quality 6061-T6 tubing for maximum strength and rigidity
- CNC milled corner fittings for maximum strength, light weight and easy set-up
- Anodized poles and corner fittings keep the parts from galling and sticking for easy set-up, corrosion resistance and durability
- The heavy-duty (960/1080d Montana Polyester) bed is doubled in the high-stress, center section and employs Durathane™ haul bag material for wall-side abrasion guards
- Color-coded webbing risers are reinforced at the frame attachment and employ cam lock buckles for super-smooth operation, even when weighted
- The riser straps gather to a gusseted yoke to keep them free of tangles, and then attach to a free-floating, full-strength, master clip-in loop
- Includes Durathane™ haul sack

Bomb Shelter Single Ledge

- Platform size: 2' 6" x 7' (.76 m x 2.2 m)
- Portaledge: 11 lbs. 7 oz. (5.2 kg) Haul Sack: 1 lb. 5 oz. (0.6 kg)

Bomb Shelter Double Ledge

- Platform size: 3' 9" x 7' (1.2 m x 2.2 m)
- Portaledge: 13 lbs. 12 oz. (6.2 kg) Haul Sack: 1 lb. 5 oz. (0.6 kg)



Bomb Shelter Fly

- The innovative top attachment point gives you an absolutely bombproof attachment to the anchor
 - Durathane™ haul bag material is radio-frequency welded into a seamless top cap
 - The bombproof, aircraft quality 6061-T6 aluminum clip-in point incorporates 3 plates with 4 through-bolts to securely anchor the fabric and insure a leak-proof seal
 - There is no webbing to wick water through the fly
- The durable main body is constructed from polyurethane-coated 420d Oxford and has all seams hot taped
- There is an optional storm pole for more room, increased water repellency, and greater comfort
- A window is positioned on the fly to allow the user to view the conditions outside without letting the weather inside. Tested at altitudes of over 27,000 feet, Mountain Hardwear's proprietary clear film, UVX, is tear-proof and will not cloud like PVC or plastic film. UVX is UV and cold resistant, and remains flexible to -66° Fahrenheit
- A heavy-duty, Jr. Ballistics abrasion skirt protects the area on the fly between the ledge and the wall from abrasion
- All four corners are double reinforced with Durathane™ haul bag material
- Includes an integrated, compression stuff sack
- Color: apricot



Bomb Shelter Single Fly

- 4 lbs. 15 oz. (2.25 kg)

Bomb Shelter Double Fly

- 5 lbs. 7 oz. (2.47 kg)

Gizmo Belay Ledge

- Modeled after our big ledges the Gizmo Ledge is perfect for extended belay sessions or single push walls
- Platform size: 1' 8.5" x 3' 3.5" (.51 m x .98 m)
- Weight: 5 lbs. 7 oz. (2.45 kg)



Waste Case™

- The ultimate big-wall waste disposal system
- Environmentally responsible
- Durathane™ haul bag construction makes this system light, durable and flexible - no more heavy, rigid tubes!
- Comes with 6 WAG™ Bag kits each containing:
 - One waste bag with Pooh-Powder™
 - Zip-close disposal bag
 - Toilet paper and hand sanitizer
- WAG Bag kits are degradable and are approved for disposal in landfills
- Pooh-Powder is a specially engineered mix of a non-toxic polymer-based absorbent (similar to what is in baby diapers), along with an organic decay catalyst and odor neutralizer (no perfumes). When waste comes in contact with the powder, the powder gels the liquid waste, encapsulates the solid waste, removes odors and begins the decay process
- Refill WAG Bag kits available
- Main haul bag:
 - 10.6 oz. (300 g)
 - 500 cu. in. (8.2 L)
 - 1.5" tall x 6 1/2" dia. (380 mm x 165 mm)
 - Color: assorted






Sketch Pad

- Get back to the basics of bouldering with this clean pad that brings only the essential elements
- Great entry-level pad or ideal addition to your pad quiver
- Taco-style fold
- Aluminum buckles - guaranteed for life!
- Open size: 42"x 32"x 3" (106.7 cm x 81.3 cm x 7.6 cm)
- Folded size: 21.5"x 32"x 7" (54.6 cm x 81.3 cm x 17.8 cm)
- 6 lbs. (2.72 kg)
- Color: blue/black



Bailout Crash Pad

- Burly outer fabrics and carpeted cross-clipper logo keeps shoes clean
- Sandwich foam design for maximum impact absorption: 1" (25 mm) closed-cell top layer, 2.5" (60 mm) open-cell center, 0.5" (15 mm) closed-cell base layer
- Angled hinge design eliminates gutter
- Custom molded carry handle
- Aluminum buckles - guaranteed for life!
- Open size: 36"x 48"x 4" (91.4 cm x 121.9 cm x 10.2 cm)
- Folded size: 36"x 26"x 8" (91.4 cm x 66 cm x 20.3 cm)
- 9 lbs. (4 kg)
- Color: black/grey



Boss Hogg Crash Pad

- Innovative foam layering system provides the ultimate in fall-stopping potential: Top sheet 1" (25 mm) continuous piece of closed-cell foam (no gutter), while 3" (75 mm) open-cell and 1/2" (15 mm) closed-cell bottom layer has our angled hinge design
- Hypalon reinforced corners and hinge, single-buckle closure-flap and handy stash pocket
- Ultra-durable ballistics cover
- Auto carpet top with waterproof backing keeps shoes clean while keeping moisture out of the foam, preventing mildew and extending pad life
- Aluminum buckles - guaranteed for life!
- Flap closure with innovative speed-hook aluminum buckle
- Padded shoulder straps
- Waist belt
- Suitcase-style, molded carry handle and 2 drag handles
- Open size: 36"x 48"x 4.5" (91.4 cm x 121.9 cm x 10.2 cm)
- Folded size: 36"x 26"x 9" (91.4 cm x 66.0 cm x 20.3 cm)
- 10 lbs. 13.5 oz. (4.92 kg)
- Color: blue



Recon Crash Pad


- Pad provides 5.5 sq. ft. (0.51 sq. m) more landing area than standard-sized pads but is almost 4" (100 mm) narrower when folded for a cleaner carry and easier storage
- 900d body fabric with Ballistics on bottom for maximum durability
- Cross-clipper logo rug for cleaning shoes
- Sandwich foam design for maximum impact absorption: 1" (25 mm) closed-cell top layer, 2.5" (60 mm) open-cell center, 0.5" (15 mm) closed-cell base layer
- Collapses effortlessly for storage and transport
- Angle cut hinges eliminate gutter found in other designs
- Small external stash pocket and larger inner pocket for shoes, chalk bag, etc.
- Closure flap reverses to cover shoulder straps while bouldering
- Plush padded shoulder straps and dual sets of drag handles
- Aluminum buckles - guaranteed for life!
- Open size: 42"x 60"x 4" (106.6 cm x 152.4 cm x 10 cm)
- Folded: 42"x 22"x 13" (106.6 cm x 55.8 cm x 33 cm)
- 14 lbs. 5.1 oz. (6.49 kg)
- Color: black/grey



Magnum Crash Pad New Size!

- Altered dimensions for reduced shipping costs
- 900d body fabric with Ballistics on bottom for maximum durability
- Cross-clipper logo rug for cleaning shoes
- Sandwich foam design for maximum impact absorption: 1" (25 mm) closed-cell top layer, 2.5" (60 mm) open-cell center, 0.5" (15 mm) closed-cell base layer
- Collapses effortlessly for storage and transport
- Angle cut hinges eliminate gutter found in other designs
- Small external stash pocket and larger inner pocket for shoes, chalk bag, etc.
- Closure flap reverses to cover shoulder straps while bouldering
- Plush padded shoulder straps and dual sets of drag handles
- Aluminum buckles - guaranteed for life!
- Makes an awesome crag bed for car camping
- Open size: 47"x 70"x 4" (120 cm x 178 cm x 10 cm)
- Folded: 47"x 25"x 13" (120 cm x 64 cm x 33 cm)
- 18.7 lbs. (8.48 kg)
- Color: black/grey

Bouldering Accessories



Bouldering Shield™

- Reduces injuries to spotters and falling climbers.
- Ultra Suede material on the front for comfort - 600d Poly on the back for durability
- Two grab handles on back
- Also makes a great auxiliary pad for covering seams between pads, shimming pad stacks or at the start of a problem.
- Size: 36" x 23" x 2" (91 cm x 58 cm x 5 cm)
- Weight: 3 lb. 1 oz (1.38 kg)



Launch Pad™

- Designed to complement our bigger pads
- Allows you to place your main crash pad under the crux and have another "sub" pad for the start or wherever else you need extra padding
- The highest-quality dual-density foam available in a bouldering pad: 1" of open-cell to absorb energy layered under 1" (25 mm) of closed-cell to spread force out
- Aluminum buckles - guaranteed for life!
- Upholstery fabric top for wiping your shoes
- Burly, urethane-coated nylon bottom for durability and water resistance
- Dual carry straps can be used to convert the Launch Pad to a crag chair
- 36"x 23"x 2" (91 cm x 58 cm x 5 cm)
- 3 lbs. 11 oz. (1.67 kg)
- Color: assorted



Bouldering Bag

- The solution to carrying your bouldering gear with a crash pad
- Nests inside your crash pad
- Carries as an over-the-shoulder-style bag when not carried in a pad
- Dual, large 16"x 16" (40.6 cm x 40.6 cm), zippered compartments and a smaller 13"x 10" (33 cm x 25.4 cm) zippered pocket
- Padded shoulder strap and webbing carry handle
- Color: assorted



M-16 Bouldering Brush

- The ideal brush for scrubbing holds
- Embossed with the Metolius logo
- Originally designed to clean the internals of an M-16 rifle
- Two different head sizes
- Super-stiff bristles
- It's also great for cleaning the intricate parts of your cams

M-16 Bouldering Brush 50 pack **NEW!**

- 5% discount over purchasing individually
- All 50 packaged in single plastic bag

Super Chalk™

- The #1 selling brand of climbing chalk in America!
- The original chalk specifically formulated for rock climbing
- A safe drying agent is added to the highest-quality magnesium carbonate for maximum sweat absorption and friction
- 2.5 oz. (70 g), 4.5 oz. (127 g), 9 oz. (255 g) and 15 oz. (425 g) are packaged in re-sealable, zippered plastic bags
- 2.5 oz. and 4.5 oz. are available individually or in cases of 10, 25, or 100
- 9 oz. available individually or in cases of 10, 25, or 50
- 15 oz. available individually or in cases of 5, 15, or 50



2.5 oz. (70 g)



4.5 oz. (127 g)



9 oz. (255 g)



15 oz. (425 g)

Chalk Sock

- Refillable or non-refillable Standard sock for gym or home use
- Reduces dust
- Contains 1.1 oz. (31 g) of Super Chalk
- Available individually or in cases of 10, 25, or 100



Eco Ball™

- Alternative to chalk
- Leaves no trace on rock
- Highly absorbent
- 1.5 oz. (42 g)
- Available individually or in cases of 10, 25, or 100



Fine Grind Chalk

- Powder chalk
- Finer consistency
- Contains 4 oz. (113 g)
- Available individually or, in cases of 10, 25, or 100



Premium Climbing Chalk



Block Chalk

- 100% Magnesium Carbonate
- No additives
- Each block is 2 oz. (56 g) and comes in a 1 lb. (453 g) box of 8 blocks
- Available in 8, 64 and 288 pack quantities



Rack Tee plus New Designs!

- Pre-shrunk, 6 oz. 100% cotton
- Sizes: s,m,l,xl,xxl
- Color: light grey



Dyno Short

- Light-weight nylon with reinforced two-layer seat
- Dual front pockets
- Right-side cargo pocket
- Hook/loop fly and Metolius easy adjustable hidden waist belt
- Sizes: s, m, l, xl
- Color: gray

Dyno Pant

- Light-weight nylon with reinforced two-layer seat
- Dual front pockets
- Right-side cargo pocket
- Hook/loop fly and Metolius easy adjustable hidden waist belt
- Sizes: s, m, l, xl
- Colors: gray, tan



	small	medium	large	x-large
waist inches	29 - 31	30 - 32.5	32 - 35	35 - 38
waist cm	73 - 78	76 - 82	81 - 88	88 - 96
short inseam in.	7 - 9	8 - 10	9 - 11	9.5 - 11.5
short inseam cm	18 - 23	20 - 25.5	23 - 28	24 - 29
pant inseam in.	28.5 - 30.5	30 - 32	32 - 34	33 - 35
pant inseam cm	72.5 - 77	76 - 81.5	81 - 86.5	84 - 89



Big Wall Short

- Heavy-duty 100% cotton canvas
- Reinforced two-layer seat
- Dual front pockets
- Right-side cargo pocket
- Hook/loop fly and Metolius easy adjustable hidden waist belt
- Sizes: s, m, l, xl
- Color: olive green

Big Wall Pant

- Heavy-duty 100% cotton canvas
- Reinforced two-layer seat
- Dual front pockets
- Right-side cargo pocket
- Hook/loop fly and Metolius easy adjustable hidden waist belt
- Sizes: s, m, l, xl
- Colors: olive green, earth brown, navy blue



	small	medium	large	x-large
waist inches	29 - 31	30 - 32.5	32 - 35	35 - 38
waist cm	73 - 78	76 - 82	81 - 88	88 - 96
short inseam in.	7.5 - 9.5	8.5 - 10.5	9.5 - 11.5	10 - 12
short inseam cm	19 - 24	21.5 - 27	24 - 29	25.5 - 30.5
pant inseam in.	29 - 31	31 - 33	33 - 35	34.5 - 36.5
pant inseam cm	73.5 - 79	78.5 - 84	84 - 89	87.5 - 93



Trucker's Cap

- Mesh back trucker-style cap
- Embroidered Metolius logo
- Flex Fit
- Colors: black



Visor

- Embroidered Metolius logo
- Color: black



Stripe Beanie

- Jacquard knit stripe
- Embroidered Metolius logo
- Color: black w/red and grey stripe



Danger Belt

- Genuine Metolius powder-coated harness buckle and custom stripe harness webbing
- Colors: black w/red stripe, black w/royal blue stripe
- Not for climbing!



Crash Belt

- Our innovative, aluminum crash pad buckle paired with 100% recycled webbing
- Patterns: Rhombus, T Ba
- Not for climbing!



Logo Socks

- Thin, well-ventilated athletic sock
- Awesome warm-weather approach sock or great with larger climbing shoes for all-day comfort
- Coolmax yarn next to skin for ultimate moisture control
- Sizes: s, m, l, xl

Accessories



Lisi™ Dog Collar!

- Collar with a zipper compartment that contains a hidden leash and scoop-bag pocket
- Not for climbing!
- Length: 5' (1.5 m)
- Sizes: small/medium, medium/large
- Color: assorted



GripSaver Plus™

- Designed by a doctor to strengthen and balance the muscles of the hand, wrist and forearm
- Super effective for rehab or prevention of climbing-related finger, wrist and elbow injuries
- Exercises the hand through a full, natural range of motion
- An essential tool for serious climbers
- Includes step-by-step instructions
- Available in Soft (blue), Regular (red) and Hard (orange)



1 oz. (28g) 1/2 oz. (14 g)

Climber's Hand Repair Balm™

- Specifically formulated for climbers' dry, chapped hands and fingers
- Antiseptic blend speeds healing and promotes new skin growth
- Can be applied directly to cuts, scrapes, sun burns, bug bites and chapped lips
- Available individually or 12 packs in 1/2 oz. (14 g) or 1 oz. (28 g) screw-top tins
- Made in Oregon of natural, organic ingredients



SS Water Bottle

- Single-wall stainless-steel bottle w/ Metolius graphic
- 25 ounce (0.7 L) capacity
- Top stopper doubles as a shot glass
- 10.75" (27 cm) tall x 2.8" (7 cm) diameter
- Color: red



Crash Buckle

- Aluminum buckles guaranteed for life!
- Designed with easy release thumb catch



Climbing Tape

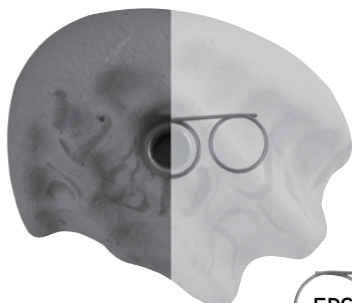
- 100% cotton athletic tape
- 1 1/2" wide x 33' long (3.8 cm x 10 m)
- Retail packaging includes illustrated, step-by-step taping instructions
- Available individually or in 32 roll case



Rope Hook™ (patented)

- Makes rope management on multipitch routes a breeze!
- Lay lap coils back and forth across the rope hook as the second is belayed up
- The rope is stacked to feed perfectly for the next pitch
- Hook up the buckle and cinch it tight, your rope is coiled and ready to go
- Aluminum buckle

Climbing Holds



Fusion Resin and

Entre Prises EPS System in Climbing Holds

- Fusion is a more flexible, stronger resin that resists breakage, perfect for climbing gyms and avid home users
- We've also added Entre Prises' Explosion Proof System (EPS) to all holds except Micros and Screw-Ons. EPS is a proprietary strength and safety device that helps prevent broken holds from falling.
- Micro holds now have steel washers for increased strength and durability.



Packaged Climbing Hold Sets



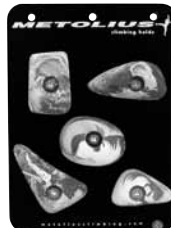
Screw-On Footholds 20 pack

- Super-technical, low-profile footholds that attach to wooden walls with self-drilling screws
- Go where bolt-on holds won't
- 2 different sets available



Screw-On Handholds 10 pack

- Low-profile holds that attach to wooden walls with self-drilling screws
- Goes where bolt-on holds won't
- 8 different sets available



Micros 5 pack

- 25 different sets available or our Latest Rage which combines sets for a better variety
- These small holds make great footholds or handholds on low-angle terrain
- Attach with low-profile, 3/8" flat-head bolts or M10 metric bolts upon request



Modulares 5 pack

- 41 different sets available or our Latest Rage which combines sets for a better variety
- Great variety of medium-sized shapes
- The backbone of any climbing wall
- Attach with 3/8" socket-head cap screws or M10 metric bolts upon request



Screw-On Modulares 5 pack

- Medium-sized holds that attach to wooden walls with self-drilling screws
- Go where bolt-on holds won't
- 5 different sets available



Mini Jugs 5 pack

- 14 different sets available or our Latest Rage which combines sets for a better variety
- Super-positive, medium-sized shapes
- Awesome for walls with limited space
- Attach with 3/8" socket-head cap screws or M10 metric bolts upon request



Screw-On Plates 2 pack

- Large, low-profile holds that attach to wooden walls with self-drilling screws
- Go where bolt-on holds won't
- 6 different sets available



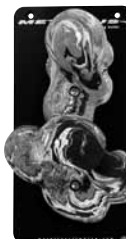
Macros 2 pack

- Various big shapes
- Attach with 3/8" socket-head cap screws or M10 bolts upon request
- 33 different sets available



Screw-On Rails 3 pack

- Long, low-profile holds that attach to wooden walls with self-drilling screws
- Go where bolt-on holds won't
- 4 different sets available



Roof Jugs 2 pack

- Monster jugs
- Attach with 3/8" socket-head cap screws or M10 metric bolts upon request
- 27 different sets available



Screw-On Corners 2 pack

- Available as Inside Corners or Outside Corners
- Attach to any 90° corner on a wooden wall with self-drilling screws: aretes, dihedrals, lips of roofs, edges or tops of walls, etc...
- Go where bolt-on holds won't
- 16 different sets available



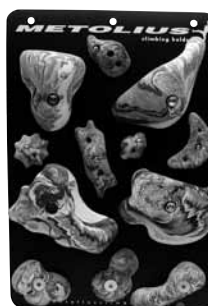
Wood Grips 5 pack

- Super skin-friendly wood makes these holds perfect for training
- Attach with 3/8" socket-head cap screws or M10 metric bolts upon request




Super 7 Sets

- Available in each line or our Latest Rage which combines sets for a better variety
- Excellent value
- Set of 4 Modular holds and 3 Micro holds



Bouldering Sets

- Exceptional value
- An excellent addition to any home wall
- Each set contains a variety of shapes and sizes
- Perfect for setting one boulder problem
- Each set contains 12 holds including: 1 start/finish jug, 3 Modular bolt-on holds, 3 Micro bolt-on holds, 3 Screw-On Handholds, and 2 Screw-On Footholds



Bulk Hold Sets

Mega Packs™

- Incredible value!
- Each set contains a random mix of various sizes of holds
- Makes the ideal starter set for a home wall
- Includes mounting hardware (metric hardware available upon request)



30 Hold Mega Pack

- 5 Screw-On Footholds
- 5 Screw-On Handholds
- 1 Screw-On Rail
- 1 Screw-On Outside Corner
- 4 Screw-On Modularity
- 5 Micros
- 4 Modularity
- 4 Mini Jugs
- 1 Macro/Roof Jug
- How to Build a Home Bouldering Wall booklet



40 Hold Mega Pack

- 6 Screw-On Footholds
- 6 Screw-On Handholds
- 1 Screw-On Rail
- 1 Screw-On Plate
- 1 Screw-On Outside Corner
- 5 Screw-On Modularity
- 8 Micros
- 7 Modularity
- 4 Mini Jugs
- 1 Macro/Roof Jug
- Multi-Wrench
- How to Build a Home Bouldering Wall booklet



50 Hold Mega Pack

- 5 Screw-On Footholds
- 5 Screw-On Handholds
- 1 Screw-On Rail
- 1 Screw-On Plate
- 1 Screw-On Outside Corner
- 5 Screw-On Modularity
- 12 Micros
- 10 Modularity
- 5 Mini Jugs
- 5 Macros/Roof Jugs
- Multi-Wrench
- How to Build a Home Bouldering Wall booklet



60 Hold Mega Pack

- 10 Screw-On Footholds
- 8 Screw-On Handholds
- 1 Screw-On Rail
- 1 Screw-On Plate
- 1 Screw-On Outside Corner
- 5 Screw-On Modularity
- 10 Micros
- 12 Modularity
- 5 Mini Jugs
- 7 Macros/Roof Jugs
- Multi-Wrench
- How to Build a Home Bouldering Wall booklet

Bulk Sets

- Purchase larger quantities of holds at lower pricing
- Random selection of shapes within the given hold size
- Includes hardware



Micro 15 pack



Modular 15 or 30 pk. Mini Jug 15 or 30 pk.



Greatest Chips 40

- Assortment of 40 Screw-On holds
- Screws are included



Macro 6 pack



Roof Jug 6 pack



Wood Grips 25 pack

Greatest Chips 30

- Assortment of 30 bolt-on holds
- Hardware not included



Bolt-On Holds

Micros

- Our smallest bolt-on holds
- These holds make great footholds on almost any angle wall
- Many Micro shapes make excellent handholds, especially on low-angle walls
- Attach with low-profile, 3/8" flat-head bolts or M10 metric bolts upon request
- Includes mounting hardware (metric hardware available upon request)
- Available as a set of 5 holds packaged on a card (specify set) or 15 holds packaged in a box (random)

All-American



Cobblestone



Erosion



Flowstone




Naturals




Powerline




Blue Ribbon




Incub Edges



Solutions



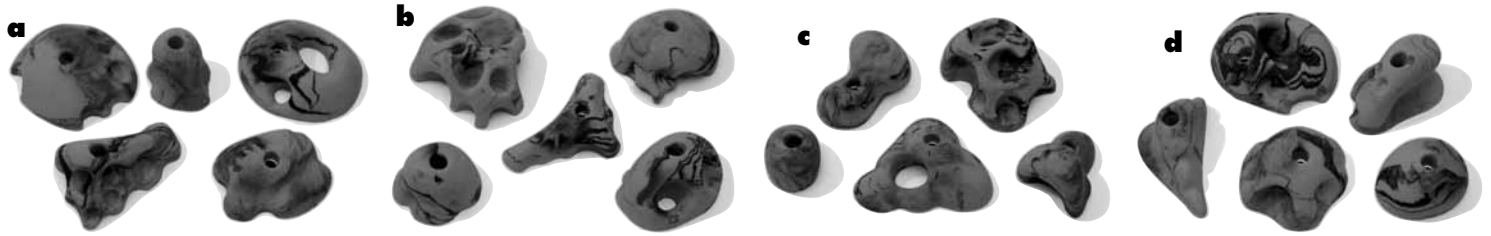
Incredible Helkes




Modulars

- Great variety of medium-sized shapes
- Modular holds form the foundation for any climbing wall
- Attach with 3/8" socket-head cap screws or M10 metric bolts upon request
- Includes mounting hardware (metric hardware available upon request)
- Available as a set of 5 holds packaged on a card (specify set) or 15 or 30 holds packaged in a box (random)

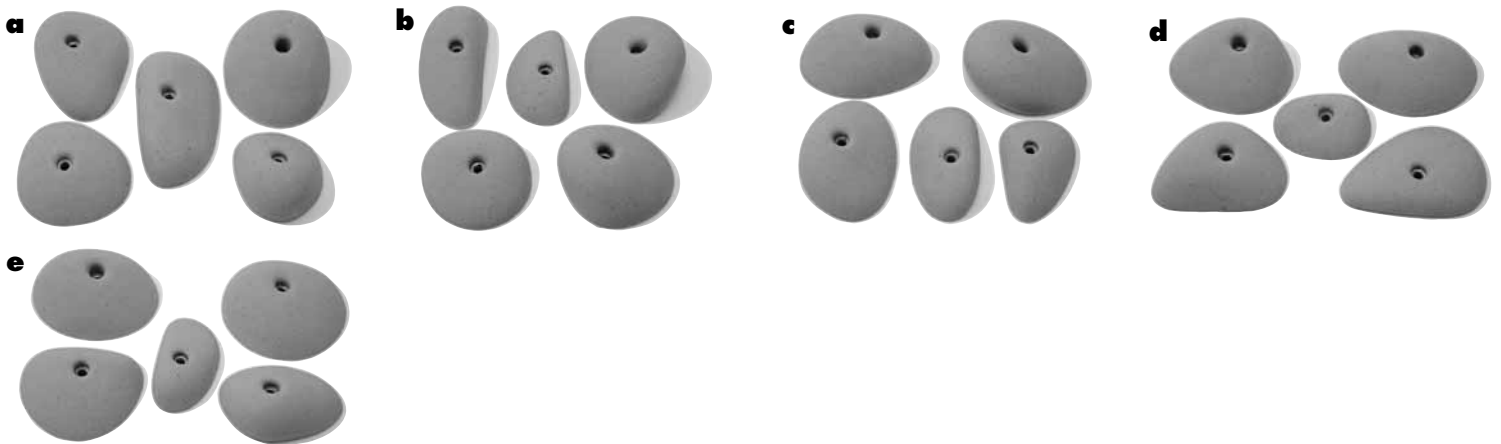
All-American



Blue Ribbon




Cobblestone



Erosion

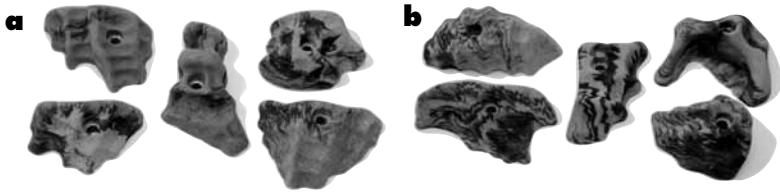


Flowstone




Modulars continued

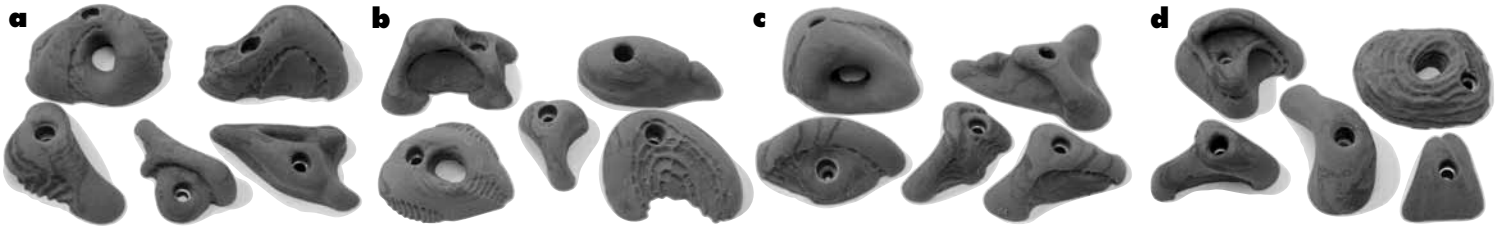
Incredible Helkes



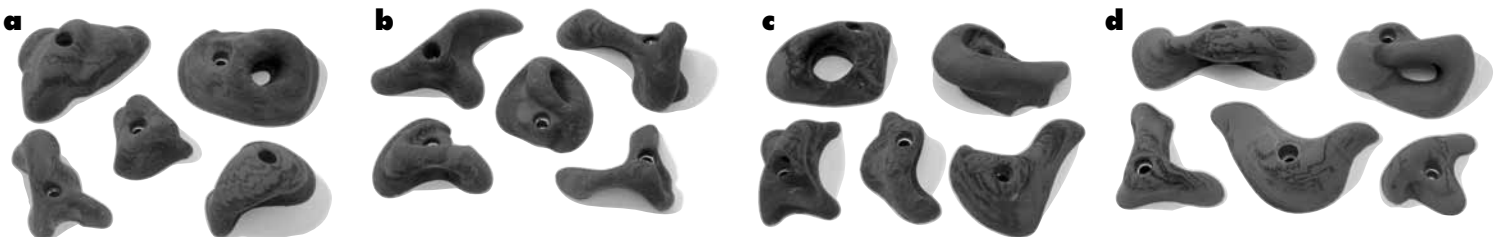
Incus Edges



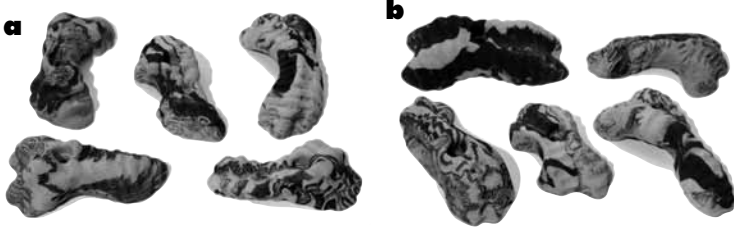
Naturals



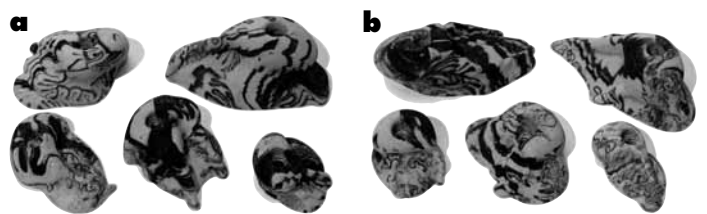
Powerline



Pinches



Drips




Solutions



Mini Jugs

- Super-positive, medium-sized holds
- Attach with 3/8" socket-head cap screws or M10 metric bolts upon request
- Includes mounting hardware (metric hardware available upon request)
- Available as a set of 5 holds packaged on a card (specify set) or 15 or 30 holds packaged in a box (specify line)


All-American



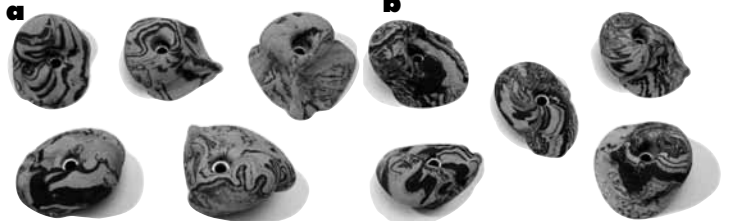
Blue Ribbon




Cobblestone



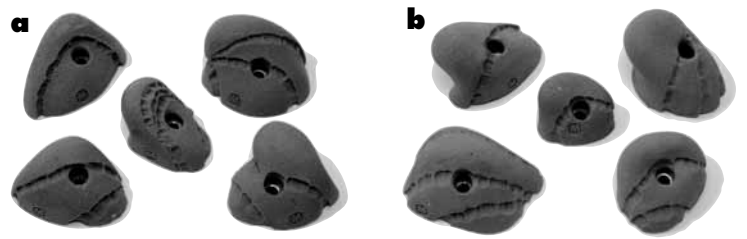
Drips




Erosion



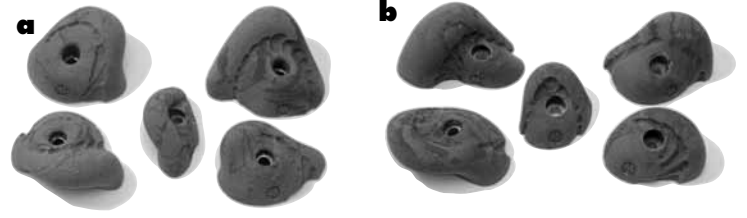
Flowstone



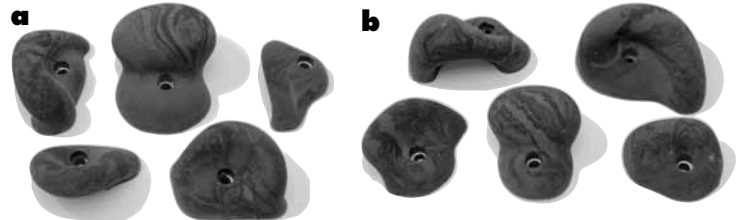
Incredible Helkes




Naturals



Powerline



Solutions




Macros

- Various big shapes
- Attach with 3/8" socket-head cap screws or M10 metric bolts upon request
- Includes mounting hardware (metric hardware available upon request)
- Available as a set of 2 holds packaged on a card (specify set) or 6 holds packaged in a box (specify line)

All-American

a



b



c




Blue Ribbon

a



b




c




Cobblestone


a



b



c




Flowstone


a



b



c



Granite


a



b



c



Huecos

a



b

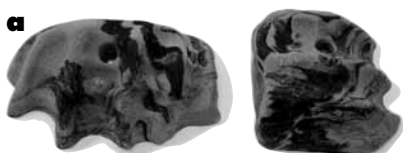


c




Incredible Helkes

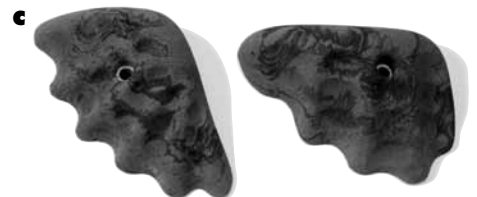
a




b





c



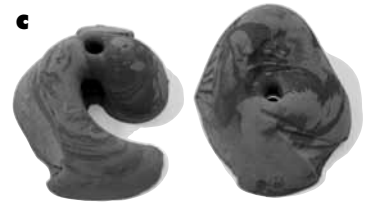

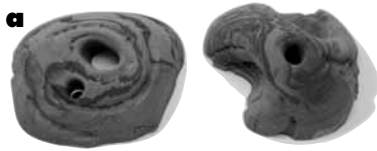
Incut Edges




Macros continued



Naturals



Powerline



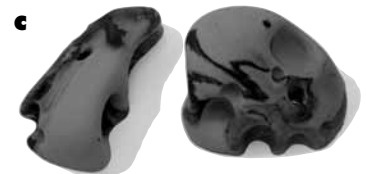
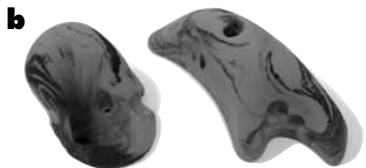
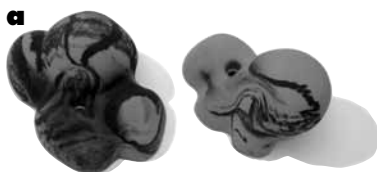
Solutions



Roof Jugs

- Massive jug holds for steep walls and roofs
- Attach with 3/8" socket-head cap screws or M10 metric bolts upon request
- Includes mounting hardware (metric hardware available upon request)
- Available as a set of 2 holds packaged on a card (specify set) or 6 holds packaged in a box (specify line)
- Huecos are augmented with screws for extra security on these unique shapes

All-American




Blue Ribbon



Erosion



Flowstone



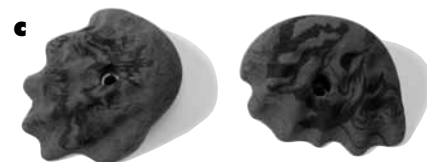


Huecos



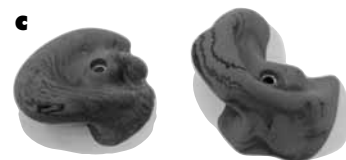
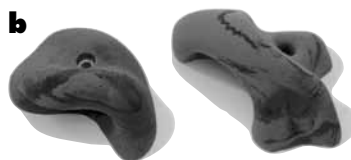
Roof Jugs continued





Incredible Helkes



Powerline



Naturals



Solutions



Colonettes

- Massive two-bolt features designed to mimic drip features often found on limestone
- Hole spacing is adjustable (one bolt-hole is slotted) to fit existing T-nut placements
- Approximately 2' in length
- Four different styles available

23"



Colonette Bolt Hole Spacing

a	4.75 - 6.75"
b	5.75 - 9.25"
c	8.0 - 11.25"
d	3.5 - 7.0"

Screw-On Holds

Screw-On Footholds

- Set of 20 Screw-On Footholds packaged in a plastic bag with header card
- Super-technical, low-profile footholds that attach to wooden walls with self-drilling screws
- Go where bolt-on holds won't
- Includes mounting hardware



Screw-On Handholds

- Set of 10 Screw-On Handholds packaged in a plastic bag with header card
- Low-profile holds that attach to wooden walls with self-drilling screws
- Go where bolt-on holds won't
- Includes mounting hardware

All-American



Blue Ribbon



Erosion



Flowstone



Incub Edges



Naturals



Powerline



Solutions



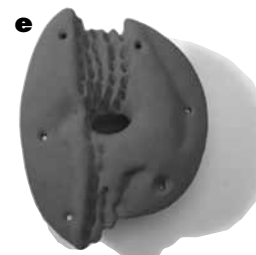


Inside-Out Holds

Break the monotony of indoor climbing by adding natural, recessed features like cracks and pockets to your home wall

- Hold card doubles as a template for making a few simple cuts to countersink the holds. No mounting bracket required
- Two sizes: Small 3" round back, and Large 3" x 6" rectangle back



Small Inside-Out (round back)



Large Inside-Out (rectangle back)



Screw-On Plates

- Set of 2 Screw-On Plates packaged on a card
- Large, low-profile holds that attach to wooden walls with self-drilling screws
- Go where bolt-on holds won't
- Includes mounting hardware



Bosse



Granite



Patina



Flowstone



Huecos



Ribs



Screw-On Rails

- Set of 3 Screw-On Rails packaged on a card
- Attach to wooden walls with self-drilling screws
- Go where bolt-on holds won't
- Includes mounting hardware



Bosse



Patina



Flowstone



Ribs



Screw-On Modulares

- 5 Screw-On Modulares packaged on a card
- Medium-sized holds that attach to wooden walls with self-drilling screws
- Go where bolt-on holds won't
- Includes mounting hardware



Granite



Powerline



Flowstone



Ribs



Screw-On Corners

- Set of 2 Inside or Outside Screw-On Corner holds packaged on a card
- Attach to any 90° corner on a wooden wall with self-drilling screws: aretes, dihedrals, lips of roofs, edges or tops of walls, etc...
- Go where bolt-on holds won't
- Includes mounting hardware

Inside Corners



Bosse



Flowstone



Patina



Ribs



Outside Corners



Flowstone



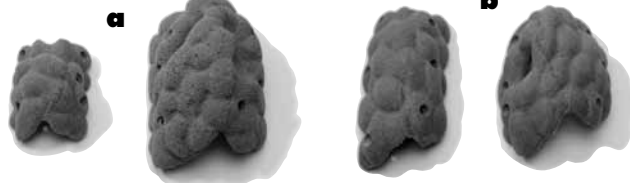
Patina



Ribs



Bosse



Wood Grips Bolt-on Holds

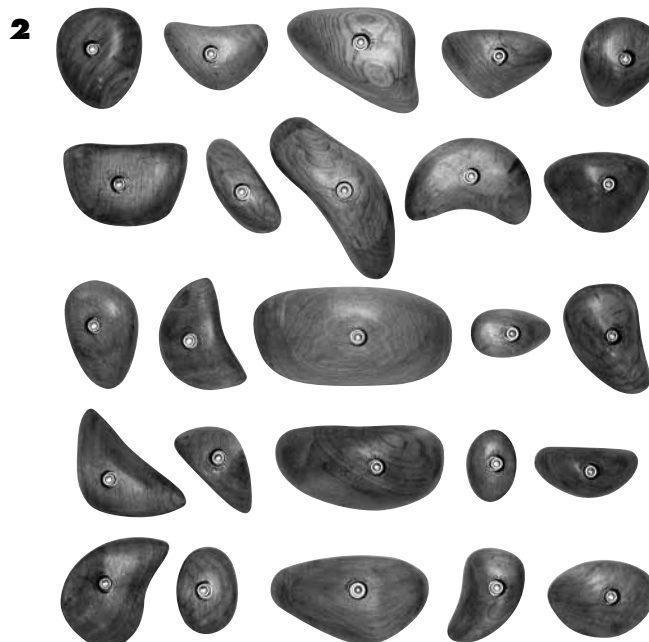

- Smooth, rounded holds made from Alder wood
- Super skin-friendly wood makes these holds perfect for training
- Attach with 3/8" socket-head cap screws or M10 bolts upon request
- Includes mounting hardware (metric hardware available upon request)
- Available in sets of 5 holds packaged on a card (random) or 25 holds packaged in a box (specify set 1 or 2)



5 pack



25 pack



Portable Power Grips

- Small custom curved wooden blocks
- Hang like Rock Rings
- Sold in pairs
- Four hold combination allows for a variety of pull-up related training exercises
- Super compact, lightweight and great for travel - can be stowed and set up nearly anywhere
- Body weight only
- 5" x 3.25" x 2.5" (127 mm x 82.5 mm x 63.5 mm)
- 1 lb. 1 oz. (481g)



Wood Grips Deluxe Training Board

- Super skin-friendly wood training board
- Large assortment of holds including jugs, big sloper, edges and pockets
- Includes comprehensive instructions and training guide
- Includes mounting hardware
- 28.25" x 6.9" (718 mm x 175 mm)



Wood Grips Compact Training Board

- Compact version of the popular Wood Grips Deluxe Training Board
- Large assortment of holds including jugs, big sloper, edges and pockets
- Includes comprehensive instructions and training guide
- Includes mounting hardware
- 24.5" x 5.125" (622 mm x 130 mm)



Contact™ Training Board NEW!

- Our most deluxe, full-featured training board to date with an amazing variety of holds and new, ergonomic variable width pinches
 - CAD/CAM designed master for perfect symmetry
 - Ergonomically curved for less joint stress and reduced injuries
 - Huge indexed hold selection includes:
 - 11 pockets to choose from (2, 3, 4 fingers - tips to 2nd joint)
 - 4 central edges from shallow to deep
 - Top mounted pull-up jugs, rounded and flat slopers
 - Fine grained texture is skin-friendly
 - Includes comprehensive mounting instructions, training guide and mounting hardware
 - 32.5" x 11" x 2.625" (826 mm x 279 mm x 67 mm)
 - Colors: assorted, black/white swirl, blue/blue swirl, green/green swirl
-



Simulator 3D™

- The next generation of the #1 selling training board in the world!
 - CAD/CAM designed master for perfect symmetry
 - The holds are arranged along a broad arc that tapers outward and downward for better ergonomics and reduced injuries
 - Tapers from top to bottom in both dimensions for better forearm clearance
 - Fine texture
 - Massive variety of holds
 - Includes comprehensive instructions, training guide and all mounting hardware
 - 28" x 8.75" (711 mm x 222 mm)
 - Colors: assorted, black/white swirl, blue/blue swirl, green/green swirl
-



Project Board™

- Compact board that's easy on the wallet, yet delivers a solid assortment of holds
- CAD/CAM designed master for perfect symmetry
- The holds are arranged along a broad arc that tapers outward and downward for better ergonomics and reduced injuries
- Tapers from top to bottom in both dimensions for better forearm clearance
- Fine texture
- Includes comprehensive instructions, training guide and all mounting hardware
- 24.5" x 6" (622 mm x 152 mm)
- Colors: assorted, black/white swirl, blue/blue swirl, green/green swirl



The Backboard

- 32" x 9 1/2" x 3/4" (81.3 x 24.1 x 1.9 cm) finished Plywood mounting board that fits all Metolius training boards and many others
- Comes complete with mounting hardware and instructions



Rock Rings 3D™

- Innovative, portable training device
- Two independent units, each with flexible, single point suspension; allow rotation of joints for injury prevention
- CAD/CAM designed master for perfect symmetry
- Fine texture
- Includes comprehensive instructions and training guide
- 7.25" x 5.75" x 2.25" (184 mm x 146 mm x 57 mm)
- Set of two: 4 lbs. 2 oz. (1.9 kg)
- Sold in sets of two
- Colors: assorted, black/white swirl, blue/blue swirl, green/green swirl



Campus Rungs

- Wooden campus board rungs are unsurpassed for feel and consistency
- Custom tooling gives these rungs comfortable smooth shapes
- Individually hand sanded
- Each rung has an incut side and a flat side
- 16" length fits evenly on 4 ft. or 8 ft. panels
- Pre-drilled
- Includes mounting hardware
- Includes detailed guide to construction and training

Small Campus Rungs 5 pack

- 3/4" (19 mm) thick

Medium Campus Rungs 5 pack

- 1" (25 mm) thick

Large Campus Rungs 5 pack

- 1-1/4" (32 mm) thick

Campus Rung Combo 6 Pack - each pack includes 2 small, 2 medium, 2 large rungs



GripSaver Plus™

- Designed by a doctor to strengthen and balance the muscles of the hand, wrist and forearm
- Super effective for rehab or prevention of climbing-related finger, wrist and elbow injuries
- Exercises the hand through a full, natural range of motion
- An essential tool for serious climbers
- Includes step-by-step instructions
- Available in Soft (blue), Regular (red) and Hard (orange)

Climbing Wall Accessories



Course-Setting Tape

- Heavy-duty tape for marking routes in climbing gyms or on home walls
- Available in 1" (25 mm) width
- Colors: red, blue, yellow, orange, black, white, green



Multi-Wrench

- Fits 7/32" flat-head bolts and 5/16" socket-head bolts
- Available in retail packaging



T-Nuts

- 3/8", 4-prong, zinc-plated T-nuts
- Available in quantities of 25, 100, or 2000



Bulk Hardware

- T-nuts as well as a variety of 3/8" bolts are available for bulk purchase
- Metric hardware available upon request
- Call for pricing and availability

Promotional Materials

Promotional Materials

- Must-have items for all Metolius dealers
- Free to dealers!



Logo Banner

- 51.5" x 12.5"

Master Cam™

size	color	range		strength		weight	
*00	gray	0.34 - 0.47"	8.5 - 12.0 mm	5 kN	1100 lbf	2.2 oz.	62 g
*0	purple	0.39 - 0.59"	10.0 - 15.0 mm	5 kN	1100 lbf	2.3 oz.	65 g
*1	blue	0.49 - 0.71"	12.5 - 18.0 mm	8 kN	1800 lbf	2.4 oz.	68 g
2	yellow	0.62 - 0.89"	15.5 - 22.5 mm	10 kN	2250 lbf	2.5 oz.	70 g
3	orange	0.74 - 1.04"	18.5 - 26.5 mm	10 kN	2250 lbf	2.9 oz.	82 g
4	red	0.93 - 1.32"	23.5 - 33.5 mm	10 kN	2250 lbf	3.2 oz.	90 g
5	black	1.01 - 1.56"	28.0 - 39.5 mm	10 kN	2250 lbf	3.5 oz.	98 g
6	green	1.28 - 1.89"	32.5 - 48.0 mm	10 kN	2250 lbf	3.9 oz.	110 g
*Range Finder color indicator only applies to sizes #2-6							

Offset Master Cam™

size	color	range		strength		weight	
*00/0	gray/purple	0.34 - 0.52"	8.6 - 13.2 mm	5 kN	1100 lbf	2.2 oz.	62 g
*0/1	purple/blue	0.44 - 0.65"	11.1 - 16.5 mm	5 kN	1100 lbf	2.3 oz.	65 g
*1/2	blue/yellow	0.57 - 0.80"	14.4 - 20.3 mm	8 kN	1800 lbf	2.4 oz.	68 g
2/3	yellow/orange	0.67 - 0.97"	17.0 - 24.6 mm	10 kN	2250 lbf	2.7 oz.	76 g
3/4	orange/red	0.85 - 1.19"	21.5 - 30.2 mm	10 kN	2250 lbf	3.0 oz.	85 g
4/5	red/black	1.09 - 1.56"	28.0 - 39.5 mm	10 kN	2250 lbf	3.3 oz.	93 g
*Range Finder color indicator only applies to sizes #2/3-4/5							

Ultralight TCU™

size	color	range		strength		weight	
*00	gray	0.34 - 0.47"	8.5 - 12.0 mm	5 kN	1100 lbf	1.4 oz.	41 g
*0	purple	0.39 - 0.59"	10.0 - 15.0 mm	5 kN	1100 lbf	1.5 oz.	43 g
*1	blue	0.49 - 0.71"	12.5 - 18.0 mm	8 kN	1800 lbf	1.8 oz.	50 g
2	yellow	0.62 - 0.89"	15.5 - 22.5 mm	10 kN	2250 lbf	2.0 oz.	57 g
3	orange	0.74 - 1.04"	18.5 - 26.5 mm	10 kN	2250 lbf	2.1 oz.	59 g
4	red	0.93 - 1.32"	23.5 - 33.5 mm	10 kN	2250 lbf	2.4 oz.	68 g
*Range Finder color indicator only applies to sizes #2-4							

Ultralight Offset TCU™

size	color	range		strength		weight	
*00/0	gray/purple	0.34 - 0.52"	8.6 - 13.2 mm	5 kN	1100 lbf	1.6 oz.	45 g
*0/1	purple/blue	0.44 - 0.65"	11.1 - 16.5 mm	5 kN	1100 lbf	1.7 oz.	47 g
*1/2	blue/yellow	0.57 - 0.80"	14.4 - 20.3 mm	8 kN	1800 lbf	1.8 oz.	52 g
2/3	yellow/orange	0.67 - 0.97"	17.0 - 24.6 mm	10 kN	2250 lbf	2.0 oz.	59 g
3/4	orange/red	0.85 - 1.19"	21.5 - 30.2 mm	10 kN	2250 lbf	2.2 oz.	63 g
*Range Finder color indicator only applies to sizes #2/3 - 3/4							

Ultralight Power Cam™

size	color	range		strength		weight	
*00	gray	0.34 - 0.47"	8.5 - 12.0 mm	5 kN	1100 lbf	1.6 oz.	45 g
*0	purple	0.39 - 0.59"	10.0 - 15.0 mm	5 kN	1100 lbf	1.7 oz.	48 g
*1	blue	0.49 - 0.71"	12.5 - 18.0 mm	8 kN	1800 lbf	1.9 oz.	54 g
2	yellow	0.62 - 0.89"	15.5 - 22.5 mm	10 kN	2250 lbf	2.3 oz.	64 g
3	orange	0.74 - 1.04"	18.5 - 26.5 mm	10 kN	2250 lbf	2.4 oz.	68 g
4	red	0.93 - 1.32"	23.5 - 33.5 mm	10 kN	2250 lbf	2.7 oz.	77 g
5	black	1.01 - 1.56"	28.0 - 39.5 mm	10 kN	2250 lbf	3.0 oz.	86 g
6	green	1.28 - 1.89"	32.5 - 48.0 mm	10 kN	2250 lbf	3.5 oz.	98 g
7	light blue	1.57 - 2.26"	40.0 - 57.5 mm	10 kN	2250 lbf	4.5 oz.	127 g
8	light purple	1.91 - 2.81"	48.5 - 71.5 mm	10 kN	2250 lbf	5.3 oz.	150 g
*Range Finder color indicator only applies to sizes #2-8							

Supercam™

size	color	range		strength		weight	
small	gray	1.65 - 2.50"	42.0 - 63.4 mm	12 kN	2700 lbf	6.5 oz.	184 g
medium	maroon	2.07 - 3.60"	52.5 - 91.5 mm	12 kN	2700 lbf	9.0 oz.	255 g
large	dark blue	2.62 - 4.67"	66.5 - 118.5 mm	12 kN	2700 lbf	11.0 oz.	312 g

Ultralight Fat Cam™

size	color	range		strength		weight	
2	yellow	0.62 - 0.89"	15.5 - 22.5 mm	10 kN	2250 lbf	2.5 oz.	72 g
3	orange	0.74 - 1.04"	18.5 - 26.5 mm	10 kN	2250 lbf	2.6 oz.	75 g
4	red	0.93 - 1.32"	23.5 - 33.5 mm	10 kN	2250 lbf	3.0 oz.	84 g
5	black	1.01 - 1.56"	28.0 - 39.5 mm	10 kN	2250 lbf	3.5 oz.	98 g
6	green	1.28 - 1.89"	32.5 - 48.0 mm	10 kN	2250 lbf	3.9 oz.	111 g
7	light blue	1.57 - 2.26"	40.5 - 57.5 mm	10 kN	2250 lbf	4.8 oz.	136 g
8	light purple	1.91 - 2.81"	48.5 - 71.5 mm	10 kN	2250 lbf	5.4 oz.	154 g
*Range Finder color indicator only applies to sizes #3-8							

Carabiners

model	major-axis strength		minor-axis strength		gate-open strength		weight		gate opening		rope-bearing surface width	
Gatekeeper	*22 kN	*4950 lbf	*7 kN	*1575 lbf	*10 kN	*2250 lbf	70 g	2.46 oz.	22.5 mm	0.88"	10.2 mm	0.40"
Bravo	*24 kN	*5395 lbf	*7 kN	*1575 lbf	*10 kN	*2250 lbf	30 g	1.06 oz.	20 mm	0.79"	9 mm	0.35"
Bravo Locker	24 kN	5395 lbf	7 kN	1575 lbf	10 kN	2250 lbf	43 g	1.53 oz.	17 mm	0.66"	9.5 mm	0.37"
FS Mini	22 kN	4950 lbf	7 kN	1575 lbf	8 kN	1800 lbf	23 g	0.81 oz.	17 mm	0.66"	8.5 mm	0.33"
Inferno	28 kN	6300 lbf	9 kN	2250 lbf	10 kN	2250 lbf	35 g	1.25 oz.	27 mm	1.06"	9.5 mm	0.37"
Element	24 kN	5400 lbf	8 kN	1800 lbf	8 kN	1800 lbf	73 g	2.5 oz.	19 mm	0.74"	12 mm	0.47"
*Gatekeeper and Bravo strength ratings are estimates based on pre-production samples.												

Ultralight Curve Nut™

size	color	dimensions*		strength		weight	
1	blue	0.36 - 0.52"	9.1 - 13.2 mm	7 kN	1575 lbf	0.7 oz.	19 g
2	yellow	0.40 - 0.54"	10.2 - 13.7 mm	7 kN	1575 lbf	0.7 oz.	19 g
3	orange	0.45 - 0.56"	11.4 - 14.2 mm	7 kN	1575 lbf	0.7 oz.	19 g
4	red	0.50 - 0.63"	12.7 - 16.0 mm	7 kN	1575 lbf	0.8 oz.	22 g
5	black	0.56 - 0.70"	14.2 - 17.8 mm	7 kN	1575 lbf	0.8 oz.	22 g
6	green	0.63 - 0.78"	16.0 - 19.8 mm	10 kN	2250 lbf	1.2 oz.	34 g
7	light blue	0.70 - 0.88"	17.8 - 22.4 mm	10 kN	2250 lbf	1.3 oz.	36 g
8	light purple	0.79 - 0.98"	20.1 - 24.9 mm	10 kN	2250 lbf	1.5 oz.	42 g
9	maroon	0.88 - 1.10"	22.4 - 27.9 mm	10 kN	2250 lbf	1.6 oz.	45 g
10	dark blue	0.98 - 1.20"	24.9 - 30.5 mm	10 kN	2250 lbf	1.9 oz.	53 g

*Dimensions are depth and width at the top (widest part) of the nut.

Astro Nut™

size	color	dimensions*		strength		weight	
1	grey	0.12 - 0.24"	3.1 - 6.1 mm	1.4 kN	315 lbf	0.20 oz.	5.7 g
2	blue	0.14 - 0.24"	3.5 - 6.1 mm	1.4 kN	315 lbf	0.21 oz.	6.0 g
3	gold	0.16 - 0.24"	4.1 - 6.1 mm	2.5 kN	550 lbf	0.22 oz.	6.2 g
4	red	0.18 - 0.26"	4.6 - 6.5 mm	2.5 kN	550 lbf	0.23 oz.	6.5 g
5	black	0.21 - 0.29"	5.3 - 7.4 mm	2.5 kN	550 lbf	0.25 oz.	7.0 g
6	gray	0.24 - 0.32"	5.9 - 8.1 mm	6 kN	1350 lbf	0.39 oz.	11.0 g
7	blue	0.27 - 0.37"	6.9 - 9.4 mm	6 kN	1350 lbf	0.49 oz.	13.9 g
8	gold	0.32 - 0.42"	8.1 - 10.6 mm	6 kN	1350 lbf	0.56 oz.	16.2 g
9	red	0.37 - 0.49"	9.4 - 12.4 mm	8 kN	1800 lbf	0.77 oz.	21.8 g
10	black	0.42 - 0.55"	10.6 - 13.9 mm	8 kN	1800 lbf	0.95 oz.	26.9 g

*Dimensions are depth and width at the top (widest part) of the nut.

Curve Hex™

size	color	dimensions*		strength		weight	
1	blue	0.42 - 0.61"	10.7 - 15.5 mm	6 kN	1350 lbf	0.7 oz.	20 g
2	yellow	0.46 - 0.67"	11.7 - 17.0 mm	6 kN	1350 lbf	0.8 oz.	23 g
3	orange	0.55 - 0.79"	14.0 - 20.1 mm	10 kN	2250 lbf	1.4 oz.	40 g
4	red	0.65 - 0.90"	16.5 - 22.9 mm	10 kN	2250 lbf	1.7 oz.	48 g
5	black	0.85 - 1.10"	21.6 - 27.9 mm	10 kN	2250 lbf	1.8 oz.	51 g
6	green	1.05 - 1.30"	26.7 - 33.0 mm	10 kN	2250 lbf	2.1 oz.	60 g
7	light blue	1.25 - 1.66"	31.8 - 42.2 mm	10 kN	2250 lbf	2.6 oz.	74 g
8	light purple	1.57 - 2.02"	39.9 - 51.3 mm	10 kN	2250 lbf	3.5 oz.	99 g
9	maroon	1.93 - 2.60"	49.0 - 66.0 mm	10 kN	2250 lbf	4.7 oz.	133 g
10	dark blue	2.12 - 2.92"	53.9 - 74.2 mm	10 kN	2250 lbf	6.0 oz.	170 g

*Dimensions are side-to-side in the narrow placement and length at the top (widest part) of the hex.

Curve Hex™ Alpine Set

size	color	dimensions*		strength		weight	
6	green	1.05 - 1.30"	26.7 - 33.0 mm	10 kN	2250 lbf	2.3 oz.	65 g
7	light blue	1.25 - 1.66"	31.8 - 42.2 mm	10 kN	2250 lbf	2.9 oz.	82 g
8	light purple	1.57 - 2.02"	39.9 - 51.3 mm	10 kN	2250 lbf	3.8 oz.	107 g
9	maroon	1.93 - 2.60"	49.0 - 66.0 mm	10 kN	2250 lbf	5.0 oz.	141 g
10	dark blue	2.12 - 2.92"	53.9 - 74.2 mm	10 kN	2250 lbf	6.2 oz.	175 g

*Dimensions are side-to-side in the narrow placement and length at the top (widest part) of the hex.

Harness Sizing

size	waist measurement		Waldo waist measurement	
xs	24 - 27"	61 - 69 cm		
small	27 - 30"	69 - 76 cm	29.0 - 31.5"	74 - 80 cm
medium	30 - 33"	76 - 84 cm	31.5 - 35.0"	80 - 89 cm
large	33 - 37"	84 - 94 cm	35.0 - 39.0"	89 - 99 cm
xl	37 - 41"	94 - 104 cm		

Glove Sizing

size	palm circumference	
xs	6.25 - 7.0"	15.9 - 17.8 cm
small	7.0 - 7.75"	17.8 - 19.7 cm
medium	7.75 - 8.5"	19.7 - 21.6 cm
large	8.5 - 9.25"	21.6 - 23.5 cm
xl	9.25 - 10.0"	23.5 - 25.4 cm

Monster Ropes

model	type	weight	UIAA falls	sheath slippage	max. impact force	static elongation	dynamic elongation	certification	lengths	treatment
7.8 mm	twin/half	38 g/m	16/6	0 mm	8.5/5.7 kN	7/8%	30%	UIAA/CE	60 m	dry
9.2 mm	single	53 g/m	5-6	0 mm	6.8 kN	9 %	35%	UIAA/CE	60 or 70 m	dry
9.8 mm	single	64 g/m	9	0 mm	8.5 kN	7.6%	35%	UIAA/CE	60 or 70 m	dry/non-dry
10.2 mm	single	66 g/m	12	0 mm	8.3 kN	7.4%	35%	UIAA/CE	60 or 70 m	dry/non-dry
10 mm	single/gym	66 g/m	8	0 mm	9.5 kN	7.0%	35%	UIAA/CE	30 or 100 m	n/a
9 mm	static	50 g/m	11	0 mm	n/a	2.6%	n/a	UIAA/CE	100 m	n/a
10 mm	static	67 g/m	30	0 mm	n/a	3.8%	n/a	UIAA/CE	100 m	n/a
11 mm	static	79 g/m	38	0 mm	n/a	3.2%	n/a	UIAA/CE	100 m	n/a

Monster Accessory Cord

diameter	weight (g/m)	strength (kN)
2 mm	2.8	1.2
3 mm	6.5	1.9
4 mm	12.7	3.4
5 mm	18.9	5.1
6 mm	23.2	10.0
7 mm	34.0	13.0
8 mm	39.8	16.4

Dyno Shorts and Pants

	small	medium	large	x-large
waist inches	29 - 31	30 - 32.5	32 - 35	35 - 38
waist cm	73 - 78	76 - 82	81 - 88	88 - 96
short inseam in.	7 - 9	8 - 10	9 - 11	9.5 - 11.5
short inseam cm	18 - 23	20 - 25.5	23 - 28	24 - 29
pant inseam in.	28.5 - 30.5	30 - 32	32 - 34	33 - 35
pant inseam cm	72.5 - 77	76 - 81.5	81 - 86.5	84 - 89

Big Wall Shorts and Pants

	small	medium	large	x-large
waist inches	29 - 31	30 - 32.5	32 - 35	35 - 38
waist cm	73 - 78	76 - 82	81 - 88	88 - 96
short inseam in.	7.5 - 9.5	8.5 - 10.5	9.5 - 11.5	10 - 12
short inseam cm	19 - 24	21.5 - 27	24 - 29	25.5 - 30.5
pant inseam in.	29 - 31	31 - 33	33 - 35	34.5 - 36.5
pant inseam cm	73.5 - 79	78.5 - 84	84 - 89	87.5 - 93

No. CA, No. NV, OR, WA, ID, MT, AK, HI

Dave Cockburn
Kiwi Outdoor Representation
5967 SE Dewey Ct
Milwaukie, OR 97222
email: dave@kiwirep.com
ph: 503-786-5059
fax: 866-262 6042

AZ, So. CA, So. NV

Dan Ducey
3341 Ocean Front Walk
San Diego, CA 92109
email: dannyducey@hotmail.com
ph: 858-488-0352
cell: 858775-0315
fax: 858-488-0318

CO, NM, UT, WY

Bret and Kathleen Fishman
4795 Shawnee Place
Boulder, CO 80303
email: bkfishman@msn.com
ph: 303-440-6557
cell: 303-588-8317
fax: 303-440-0551

CT, DC, DE, MD, NJ, NY, PA, RI, MA, ME, NH, VT

Doug Madara
16 Boulder Ledge Rd..
Bartlett, NH 03812
email: wlddugmad@aol.com
cell: 603-387-4931

LA, MS, NC, TN, VA, GA, SC, WV, AL, FL

Kurt Smith
101 E. Wiseman Ave.
Fayetteville, WV 25840
email: nrgsales@gmail.com
ph: 304-237-4306
fax: 866-272-7309

AR, IA, IL, KS, KY, MN, MO, ND, NE, SD, WI,

AR, OK, TX, IN, KY, MI, OH
Mark Wilford
PO Box 422
LaPorte, CO 80535
email: madmxwil@aol.com
ph: 970-482-6575
cell: 970-481-1298
fax: 970-482-5363

Canada

Jim Sandford
PO Box 1559
Garibaldi Highlands, BC V0N 1T0
email: sandford@telus.net
ph: 604-898-2053
cell: 604-815-9220
fax: 604-898-2054

Global Sales Manager

Chip Miller
63189 Nels Anderson Rd.
Bend, OR 97701
ph: 541-382-7585
fax: 541-382-8531

Public Relations

Verde Public Relations and Consulting
PO Box 9028
Durango, CO 81301
email: mary@verdepr.com
ph: 970-259-3555
fax: 970-259-6999

Metolius Climbing World Headquarters

63189 Nels Anderson Rd.
Bend, OR 97701 USA
ph: (541) 382-7585
fax: (541) 382-8531
email: info@metoliusclimbing.com
website: www.metoliusclimbing.com

Metolius Product Image Site

<https://www.dropbox.com/sh/fe0nyq07udwsx3n/KnbDvfXhwy>

Austria, Germany, Netherlands, Denmark

Triple X Sports

Australia

Climbing Anchors

Central and South America

Rabbit Mountain Sales Group

Chile

Deporte Adventura La Cumbre

China, Taiwan, Hong Kong

Acumen Company Ltd.

Ecuador, Colombia, Peru

Magma Equipos

Finland

Outdoor Action Finland Oy

France

Amwear

Greece

Polo S.A., Outdoor Equipment

Iceland

Klifurhusid

Israel

Performance Rock Israel

Italy

Viking Nord Pool SRL

Japan

Lost Arrow, Ltd.

Mexico

Vertimania

Malaysia

Stretchmarks - Asia

New Zealand

Marvelox Adventure

Norway

Vertical Playground

Poland

8a Piotr Czmosh

Puerto Rico

Aventuras Tierra Adentro

Russia

Performance Sport

Singapore, Vietnam, Thailand, Nepal, Laos,

Cambodia, Indonesia, Philippines

Climb Asia Climbing Centre Pte Ltd.

South Africa

Cityrock Wholesale

South Korea

Denali Company Ltd.

Spain, Portugal, Andorra

Dark Arrow Climbing

Sweden

High Sport Svenska AB

Switzerland

MB Mountain Gear GmbH

Taiwan

Discovery Land Co

United Kingdom

Beyond Hope, Ltd.